



# Neutrino: Theory and Pheno



*The Stanley Wojcicki Scientific Symposium – Stanford University*

*November 10, 2023*

André de Gouvêa – Northwestern University



[MINOS proposal, 1995]

[MINOS proposal, 1995]

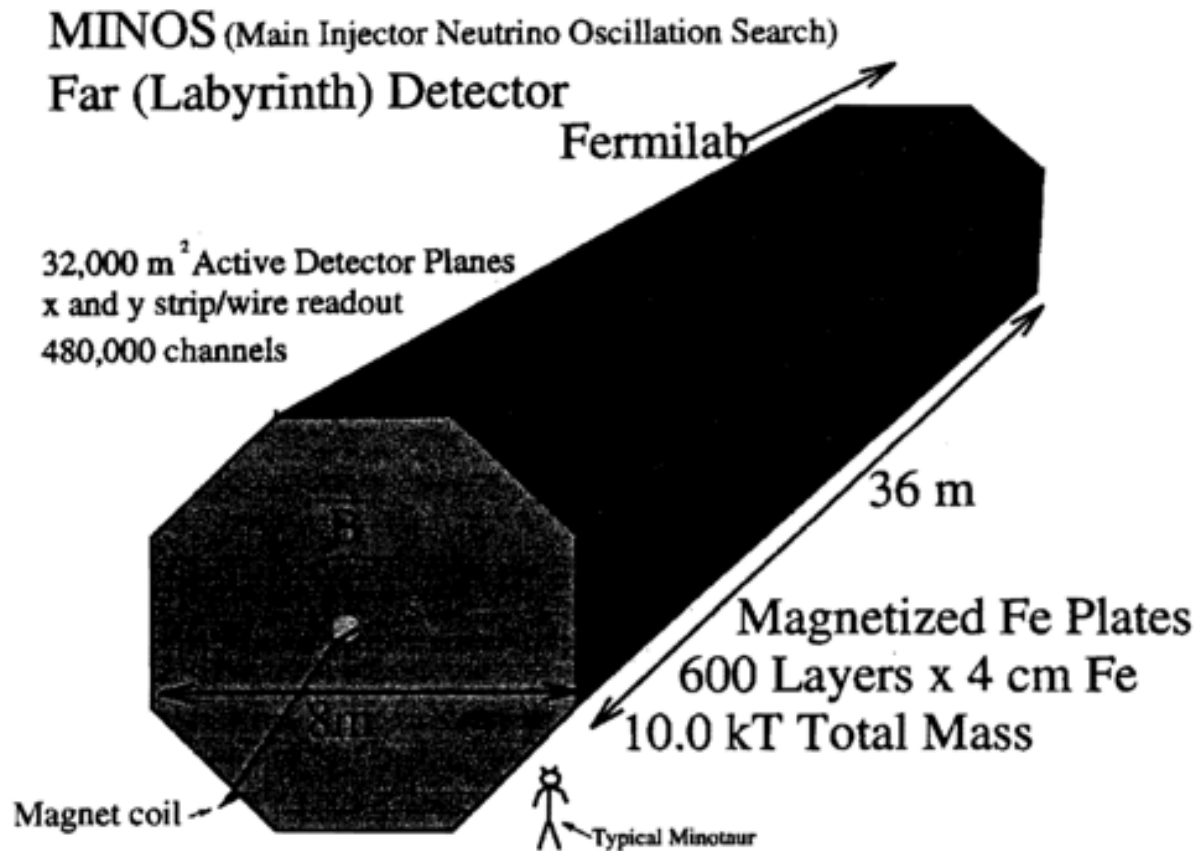


Figure 5.1: Overview of the far detector for MINOS.

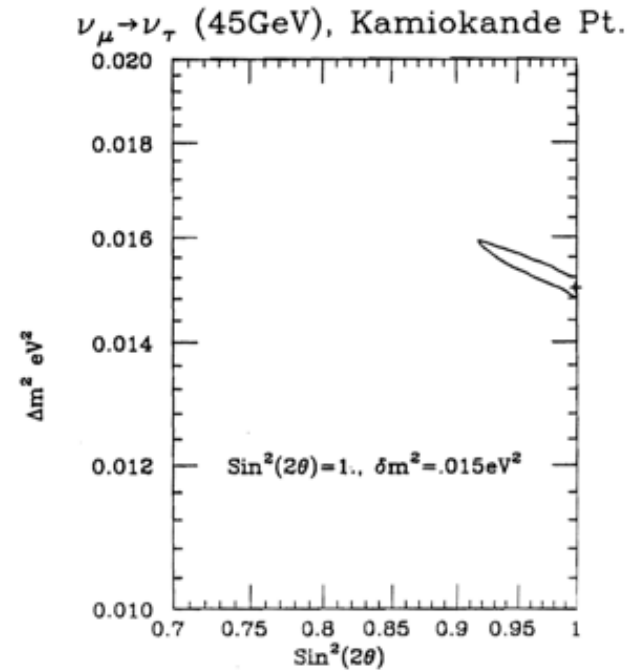


Figure 7: Contour plot for  $\chi^2$ , corresponding to an  $\nu_\mu \rightarrow \nu_\tau$  oscillation signal with  $1\sigma$  significance at the Kamiokande point, showing the correlation between errors in  $\Delta m^2$  and  $\sin^2(2\theta)$ .

Over the last 25 years, a brand new, realistic, reasonable, and simple paradigm has emerged for neutrinos:

$$\begin{pmatrix} \nu_e \\ \nu_\mu \\ \nu_\tau \end{pmatrix} = \begin{pmatrix} U_{e1} & U_{e2} & U_{e3} \\ U_{\mu1} & U_{\mu2} & U_{\mu3} \\ U_{\tau1} & U_{e\tau2} & U_{\tau3} \end{pmatrix} \begin{pmatrix} \nu_1 \\ \nu_2 \\ \nu_3 \end{pmatrix}$$

Definition of neutrino mass eigenstates (who are  $\nu_1, \nu_2, \nu_3$ ):

- $m_1^2 < m_2^2$   $\Delta m_{31}^2 < 0$  – Inverted Mass Hierarchy
- $m_2^2 - m_1^2 \ll |m_3^2 - m_{1,2}^2|$   $\Delta m_{31}^2 > 0$  – Normal Mass Hierarchy

$$\tan^2 \theta_{12} \equiv \frac{|U_{e2}|^2}{|U_{e1}|^2}; \quad \tan^2 \theta_{23} \equiv \frac{|U_{\mu3}|^2}{|U_{\tau3}|^2}; \quad U_{e3} \equiv \sin \theta_{13} e^{-i\delta}$$

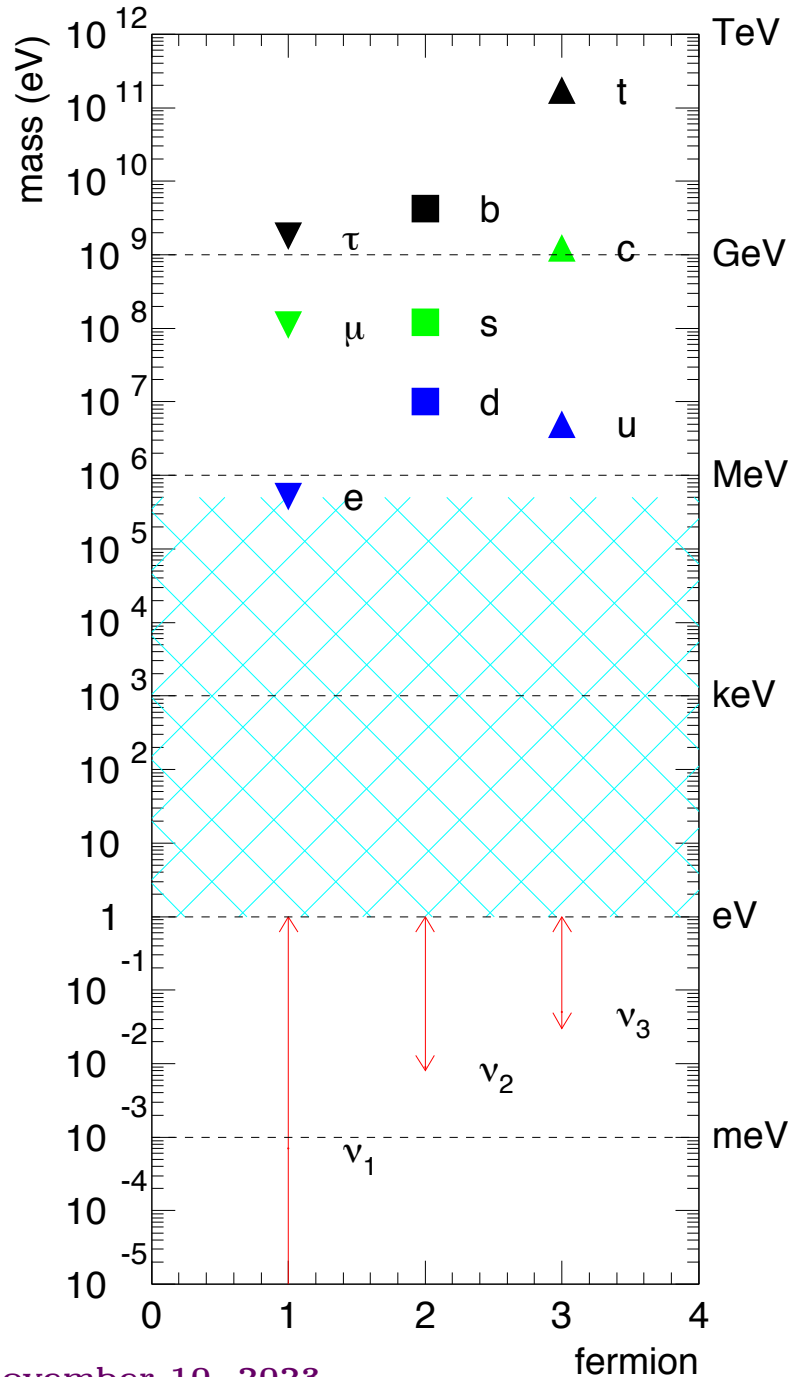
## This Standard Three-Massive-Active Neutrinos Paradigm fits, for the most part, all data very well<sup>a</sup>

Furthermore, most of the oscillation parameters have been measured quite precisely: (see, for example, <http://www.nu-fit.org>)

$$\begin{aligned}
 \Delta m_{21}^2 &= (7.42 \pm 0.21) \times 10^{-5} \text{ eV}^2 && (3\%) \\
 |\Delta m_{31}^2| &= (2.50 \pm 0.03) \times 10^{-3} \text{ eV}^2 && (1\%) \\
 \sin^2 \theta_{12} &= 0.304 \pm 0.013 && (4\%) \\
 \sin^2 \theta_{13} &= 0.02220 \pm 0.00068 && (3\%) \\
 \sin^2 \theta_{23} &= 0.573 \pm 0.023 && (5\%) \\
 \delta_{CP} &= (105 - 405)^\circ (3\sigma) && (\text{unknown}) \\
 \text{sign}(\Delta m_{31}^2) &= +, \text{ slightly favored} && (\text{unknown})
 \end{aligned} \tag{1}$$

---

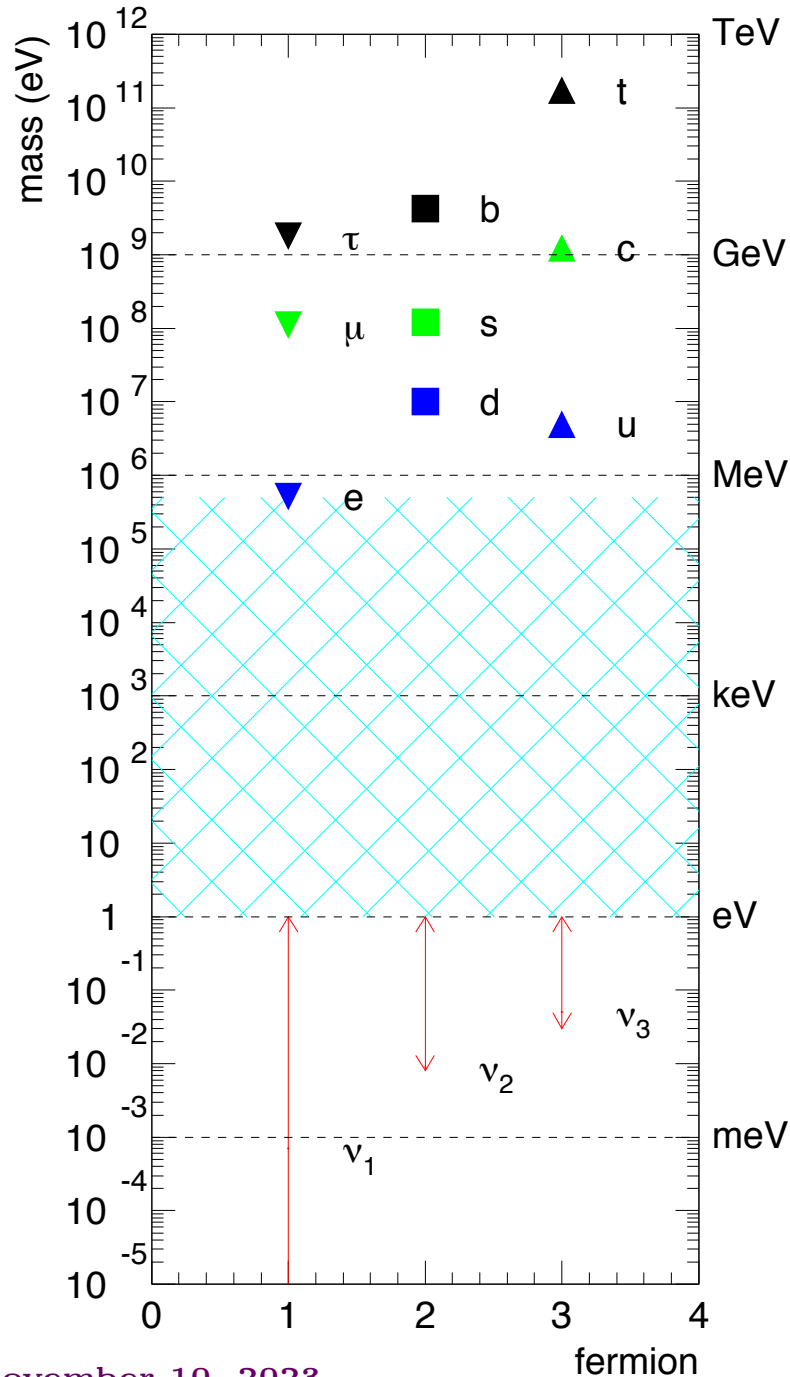
<sup>a</sup>Modulo the short-baseline anomalies which I will not discuss.



# NEUTRINOS HAVE MASS

[albeit very tiny ones...]

So What?



# NEUTRINOS HAVE MASS

[albeit very tiny ones...]

So What?



NEW PHYSICS

## Nonzero neutrino masses imply the existence of new fundamental fields $\Rightarrow$ **New Particles**

We know nothing about these new particles. They can be bosons or fermions, very light or very heavy, they can be charged or neutral, experimentally accessible or hopelessly out of reach...

---

There is only a handful of questions the standard model for particle physics cannot explain (these are personal. Feel free to complain).

- What is the physics behind electroweak symmetry breaking? (Higgs  $\checkmark$ ).
- What is the dark matter? (not in SM).
- Why is there so much ordinary matter in the Universe? (not in SM).
- Why does the Universe appear to be accelerating? Why does it appear that the Universe underwent rapid acceleration in the past? (not in SM).



## Neutrino Masses, Higgs Mechanism, and New Mass Scale of Nature

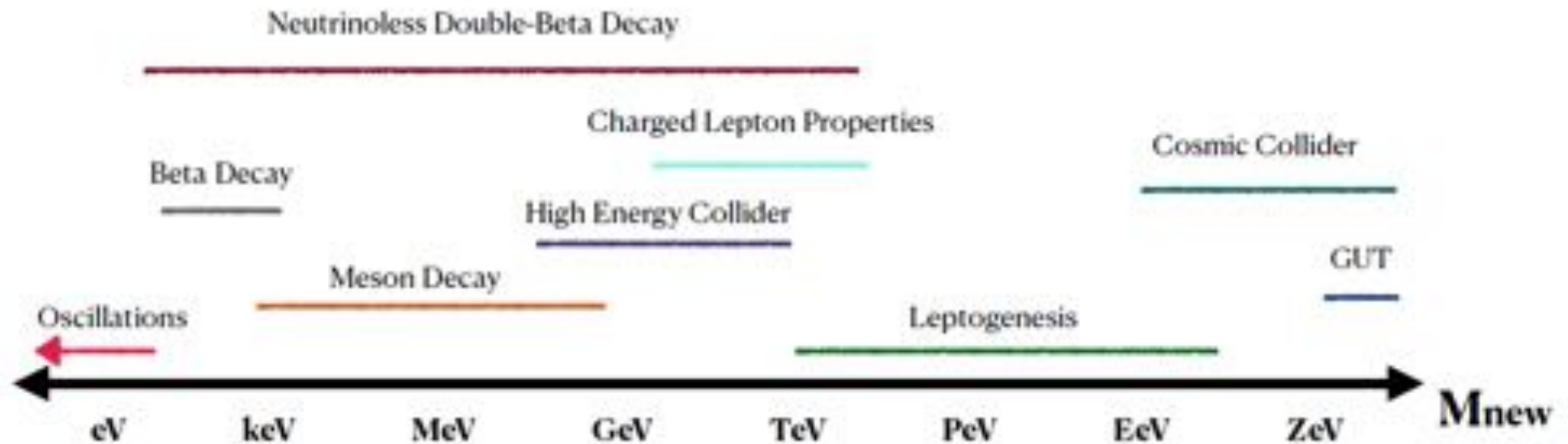
The LHC has revealed that the minimum SM prescription for electroweak symmetry breaking — the one Higgs doublet model — is at least approximately correct. What does that have to do with neutrinos?

The tiny neutrino masses point to three different possibilities.

1. Neutrinos talk to the Higgs boson very, very **weakly**. And **lepton-number must be an exact symmetry** of nature (or broken very, very weakly);
2. Neutrinos talk to a **different Higgs** boson – there is a new source of electroweak symmetry breaking!;
3. Neutrino masses are small because there is **another source of mass** out there — a new energy scale indirectly responsible for the tiny neutrino masses, *a la* the **seesaw mechanism**.

We are going to need a lot of experimental information from all areas of particle physics in order to figure out what is really going on!

## What Is the $\nu$ Physics Scale? We Have No Idea!



Different Mass Scales Are Probed in Different Ways, Lead to Different Consequences, and Connect to Different Outstanding Issues in Fundamental Physics.

## Piecing the Neutrino Mass Puzzle

Understanding the origin of neutrino masses and exploring the new physics in the lepton sector will require unique **theoretical** and **experimental** efforts . . .

- understanding the fate of lepton-number. Neutrinoless double-beta decay.
- A comprehensive long baseline neutrino program.
- Probes of neutrino properties, including neutrino scattering experiments. And what are the neutrino masses anyway? Kinematical probes.
- Precision measurements of charged-lepton properties ( $g - 2$ , edm) and searches for rare processes ( $\mu \rightarrow e$ -conversion the best bet at the moment).
- Collider experiments. The LHC and beyond may end up revealing the new physics behind small neutrino masses.
- Neutrino properties affect, in a significant way, the history of the universe. These can be “seen” in cosmic surveys of all types.
- Astrophysical Neutrinos – Supernovae and other Galaxy-shattering phenomena. Ultra-high energy neutrinos and correlations with not-neutrino messengers.

## Fork on the Road: Are Neutrinos Majorana or Dirac Fermions?

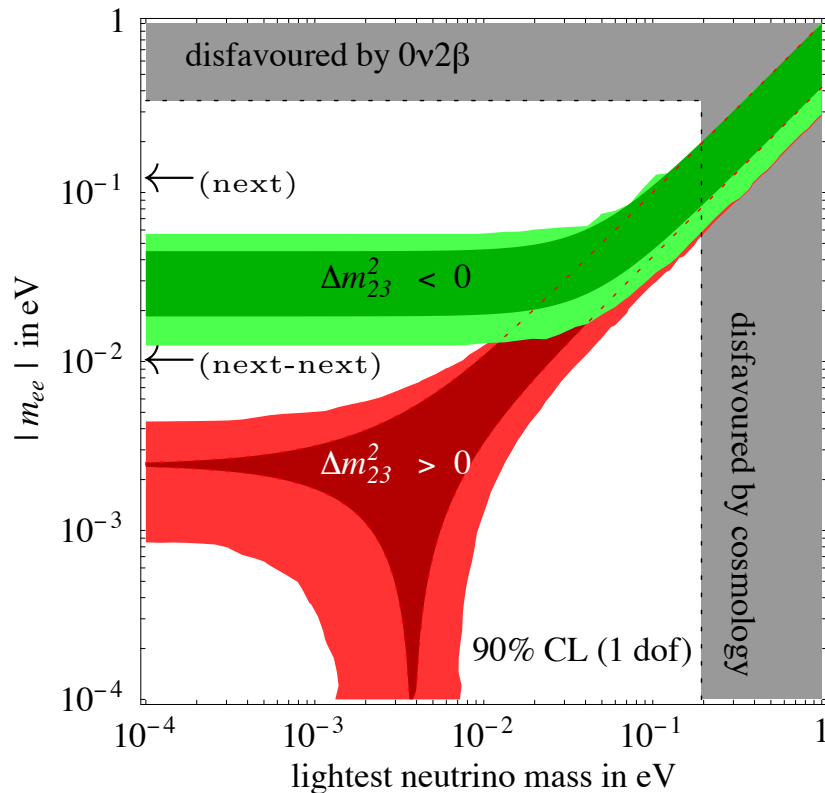


[9 out of 10 theorists agree: “best” question in neutrino physics today!]

# Search for the Violation of Lepton Number (or $B - L$ )

**Best Bet:** search for  
Neutrinoless Double-Beta

Decay:  $Z \rightarrow (Z + 2)e^- e^-$



Helicity Suppressed Amplitude  $\propto \frac{m_{ee}}{E}$

Observable:  $m_{ee} \equiv \sum_i U_{ei}^2 m_i$



**no longer lamp-post physics!**

# HOWEVER...

We have only ever objectively “seen” neutrino masses in long-baseline oscillation experiments. It is one unambiguous way forward!

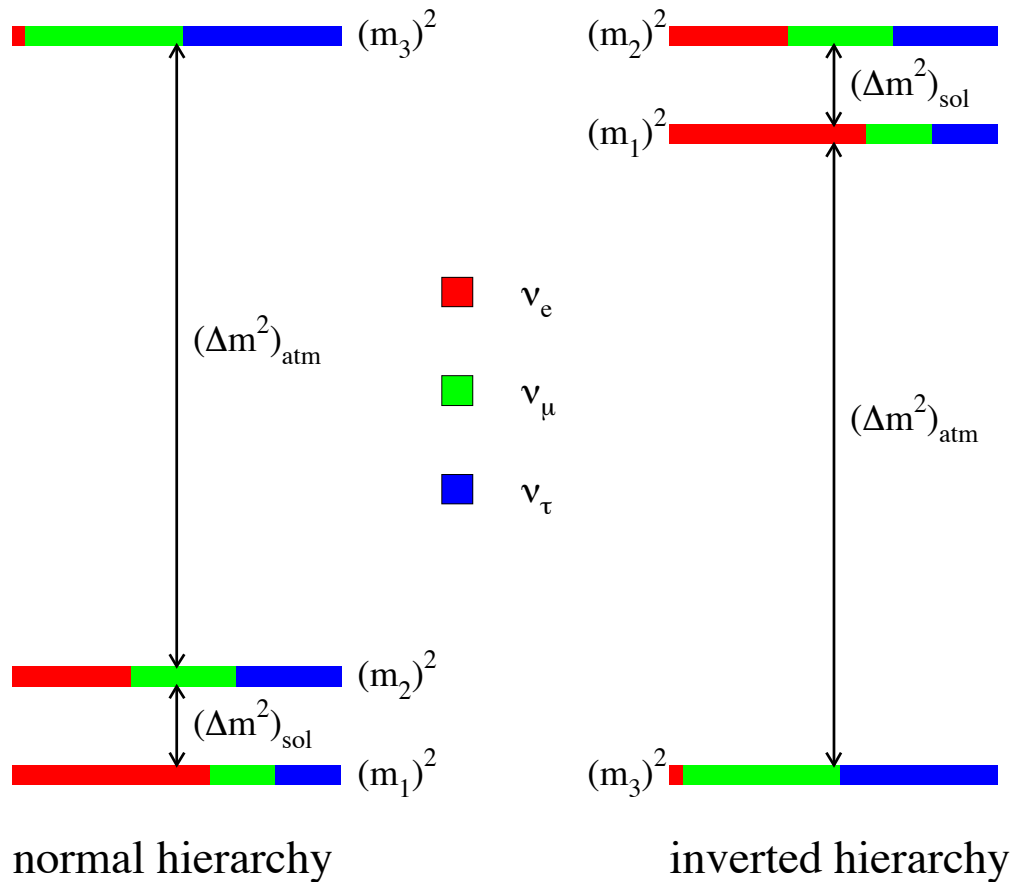
Does this mean we will reveal the origin of neutrino masses with oscillation experiments? We don't know, and we won't know until we try!



## Long-Baseline Experiments, Present and Future (Not Exhaustive!)

- [NOW] T2K (Japan), NO $\nu$ A (USA) –  $\nu_\mu \rightarrow \nu_e$  appearance,  $\nu_\mu$  disappearance – precision measurements of “atmospheric parameters” ( $\Delta m_{31}^2, \sin^2 \theta_{23}$ ). Pursue mass hierarchy via matter effects. Nontrivial tests of paradigm. First step towards CP-invariance violation.
- [SOON] JUNO (China) –  $\bar{\nu}_e$  disappearance – precision measurements of “solar parameters” ( $\Delta m_{12}^2, \sin^2 \theta_{12}$ ). Pursue the mass hierarchy via precision measurements of oscillations.
- [SOON] km<sup>3</sup> arrays, upgraded – atmospheric neutrinos – pursue mass hierarchy via matter effects.
- [LATER] HyperK (Japan), DUNE (USA) – Second step towards CP-invariance violation. More nontrivial tests of the paradigm. Ultimate “super-beam” experiments.

# Missing Oscillation Parameters: Are We There Yet? (NO!)



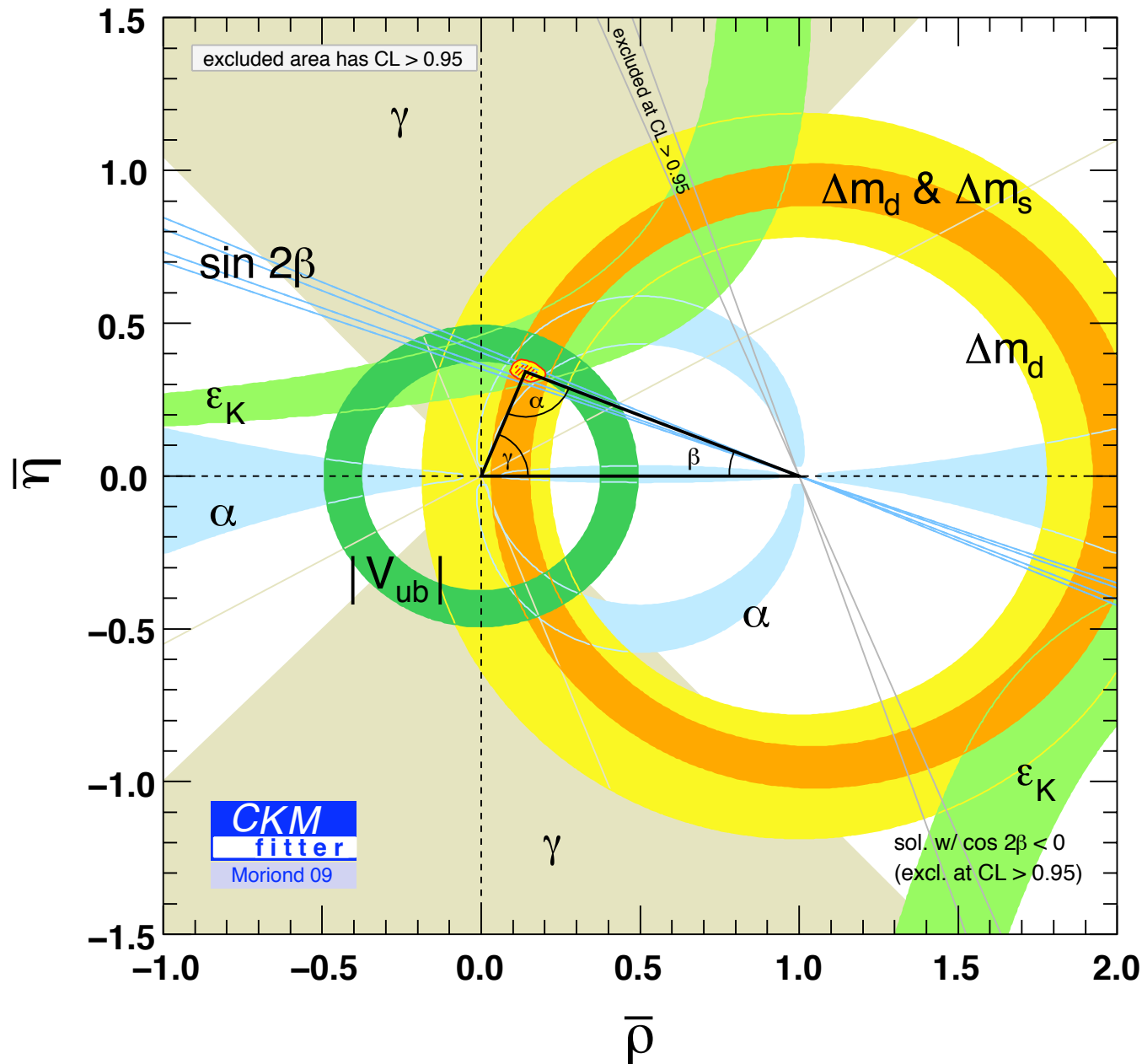
- ~~What is the  $\nu_e$  component of  $\nu_3$ ? ( $\theta_{13} \neq 0!$ )~~
- Is CP-invariance violated in neutrino oscillations? ( $\delta \neq 0, \pi?$ )
- Is  $\nu_3$  mostly  $\nu_\mu$  or  $\nu_\tau$ ? ( $\theta_{23} > \pi/4$ ,  $\theta_{23} < \pi/4$ , or  $\theta_{23} = \pi/4?$ )
- What is the neutrino mass hierarchy? ( $\Delta m_{13}^2 > 0?$ )

⇒ All of the above can “only” be addressed with new neutrino oscillation experiments

Ultimate Goal: Not Measure Parameters but Test the Formalism (Over-Constrain Parameter Space)



### What we ultimately want to achieve:



We need to do this in the lepton sector!

$$\begin{pmatrix} \nu_e \\ \nu_\mu \\ \nu_\tau \end{pmatrix} = \begin{pmatrix} U_{e1} & U_{e2} & U_{e3} \\ U_{\mu1} & U_{\mu2} & U_{\mu3} \\ U_{\tau1} & U_{\tau2} & U_{\tau3} \end{pmatrix} \begin{pmatrix} \nu_1 \\ \nu_2 \\ \nu_3 \end{pmatrix}$$

What we have **really measured** (very roughly):

- Two mass-squared differences – many probes;
- $|U_{e2}|^2$  – solar data;
- $|U_{\mu2}|^2 + |U_{\tau2}|^2$  – solar data;
- $|U_{e2}|^2|U_{e1}|^2$  – KamLAND;
- $|U_{\mu3}|^2(1 - |U_{\mu3}|^2)$  – atmospheric data, long-baseline accelerator experiments;
- $|U_{e3}|^2(1 - |U_{e3}|^2)$  – Double Chooz, Daya Bay, RENO;
- $|U_{\mu3}|^2|U_{\tau3}|^2$  – atmospheric, OPERA;
- $|U_{e3}|^2|U_{\mu3}|^2$  – NOvA, T2K.

We still have a long way to go!

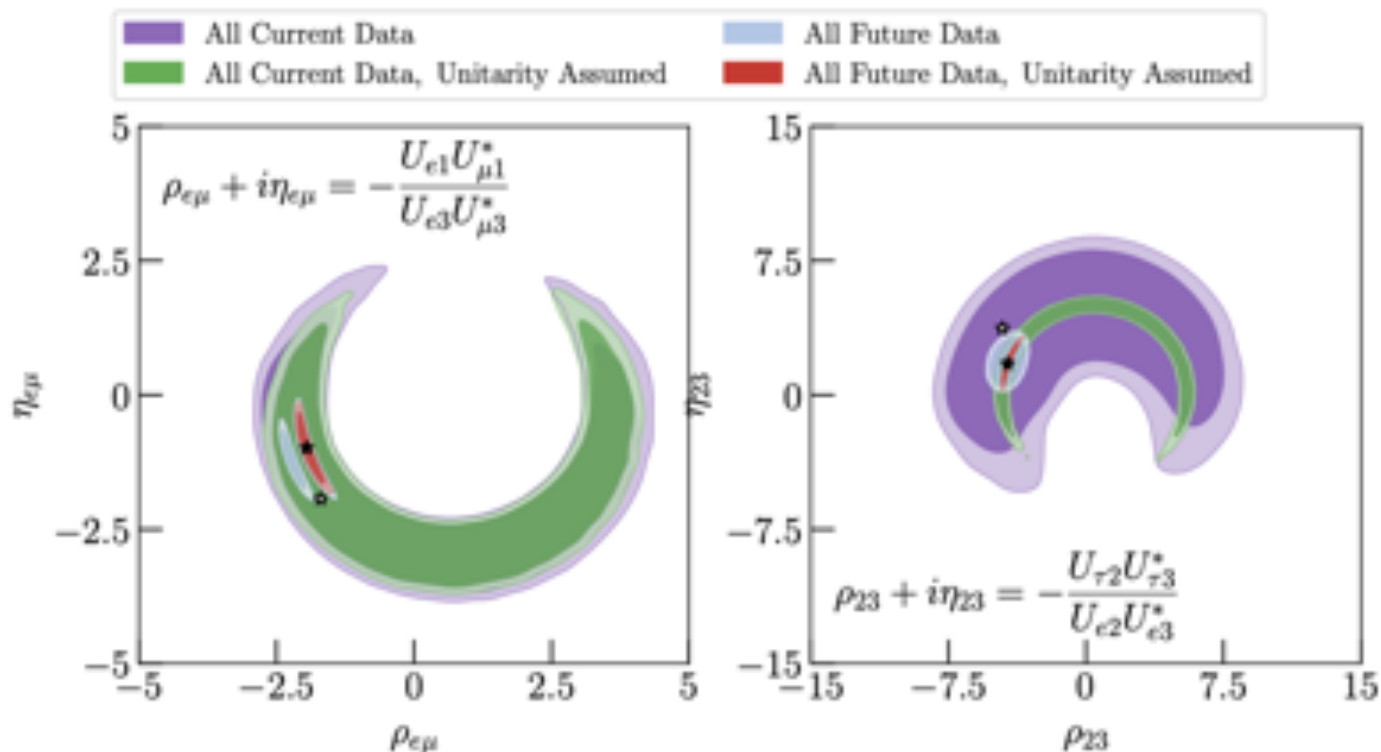
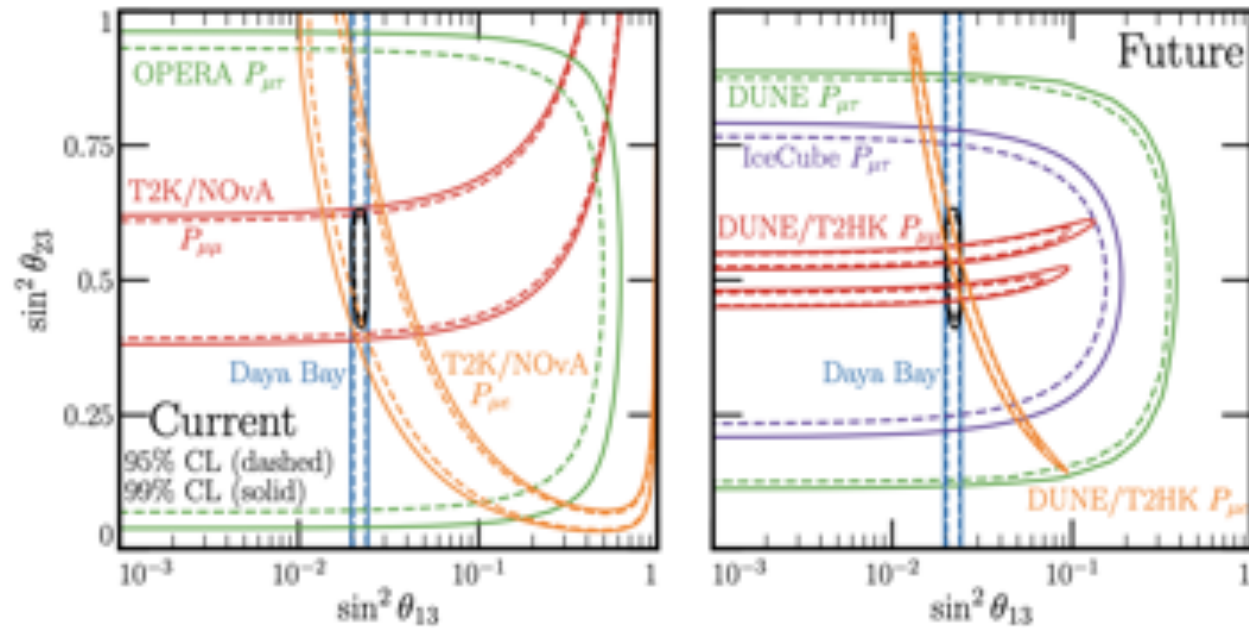


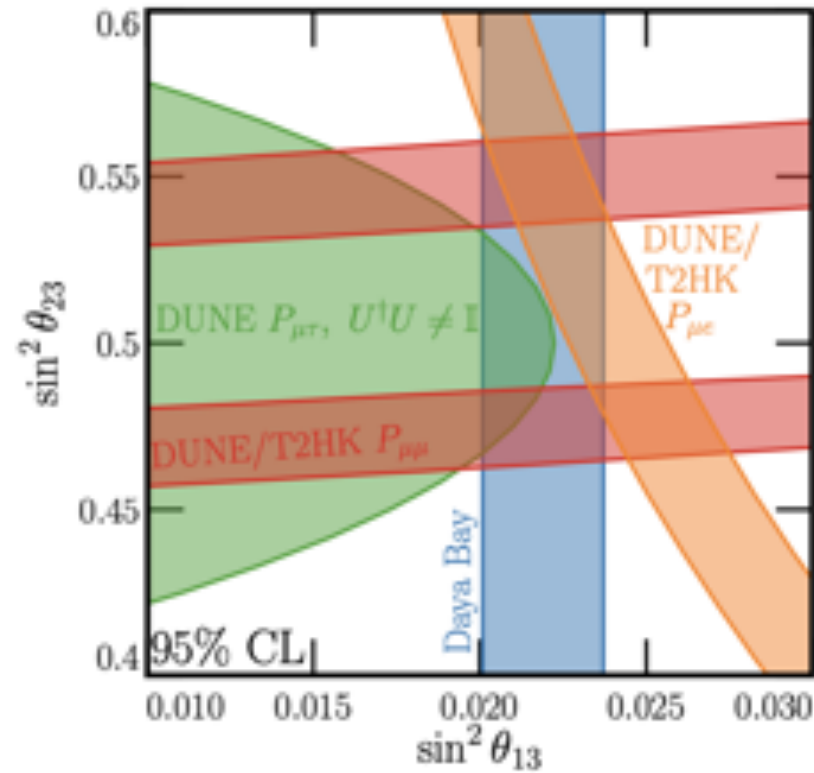
FIG. A1. Current (purple and green) and expected future (pale blue and red) measurements 95% (dark colors) and 99% confidence level (light) of two different unitarity triangles –  $\rho_{e\mu}$  vs.  $\eta_{e\mu}$  (left) and  $\rho_{23}$  vs.  $\eta_{23}$  (right). We contrast two assumptions in this figure, showing the resulting measurements when the unitarity of the leptonic mixing matrix is or is not assumed. Purple and light blue contours display the results when unitarity is not assumed, where green and red contours show the results when it is assumed. The filled-in (open) star indicates the best-fit point of the analysis of current data when unitarity is (not) assumed, corresponding to the green (purple) contours.

[Ellis, Kelly, Li, arXiv:2004.13719]



**Figure 5.** Current (left) and projected (right) measurements of the mixing angles  $\sin^2 \theta_{23}$  and  $\sin^2 \theta_{13}$  at 95% and 99% CL. The black contours in both panels show the joint-fit region with current data.

[Ellis, Kelly, Li, arXiv:2008.01088]

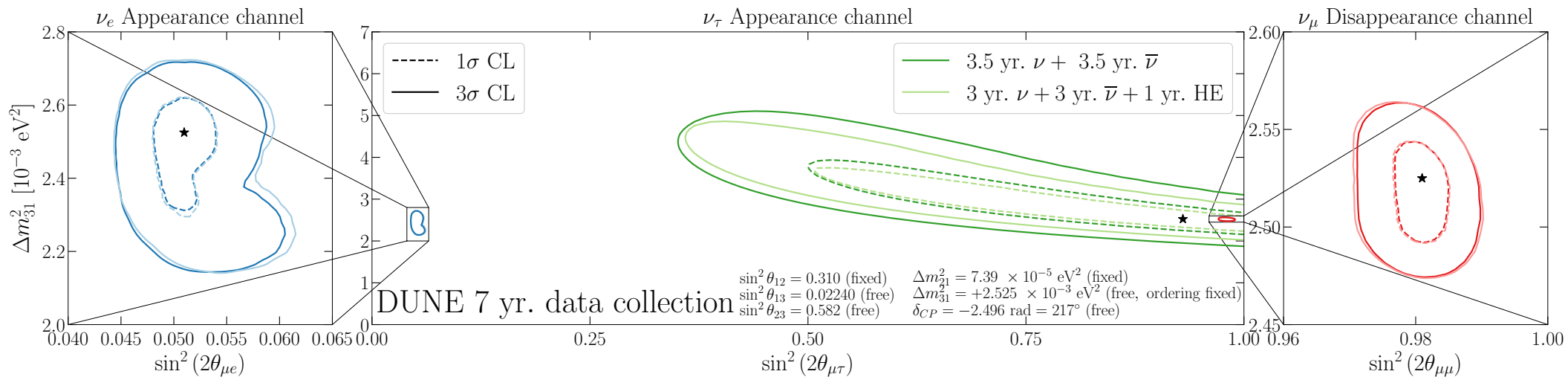


**Figure 6.** Projected measurements of  $\sin^2 \theta_{13}$  vs.  $\sin^2 \theta_{23}$  when unitarity is violated ( $N_3 \approx 2$ ). For DUNE's long-baseline measurement of  $P_{\mu\tau}$  (green), we simulate data assuming the underlying mixing matrix is non-unitary, and extract the measurement of these parameters assuming the matrix is unitary.

[Ellis, Kelly, Li, arXiv:2008.01088]

# Unitarity test with DUNE, including $\nu_\tau$ appearance

[AdG, Kelly, Pasquini, Stenico, arXiv:1904.07265]



$$\sin^2 2\theta_{\mu e} \equiv 4|U_{\mu 3}|^2|U_{e 3}|^2, \quad \sin^2 2\theta_{\mu\tau} \equiv 4|U_{\mu 3}|^2|U_{\tau 3}|^2, \quad \sin^2 2\theta_{\mu\mu} \equiv 4|U_{\mu 3}|^2(1 - |U_{\mu 3}|^2)$$

(Warning: Busy plot. the  $x$ -axes are different for each of the three different contours!)

$$\text{Unitarity Test: } |U_{e3}|^2 + |U_{\mu 3}|^2 + |U_{\tau 3}|^2 = 1_{-0.06}^{+0.05} \text{ [one sigma]} \quad (1_{-0.17}^{+0.13} \text{ [three sigma]})$$

## Golden Opportunity to Understand Matter versus Antimatter?

The SM with massive Majorana neutrinos accommodates **five** irreducible CP-invariance violating phases.

- One is the phase in the CKM phase. We have measured it, it is large, and we don't understand its value. At all.
- One is  $\theta_{QCD}$  term ( $\theta G\tilde{G}$ ). We don't know its value but it is only constrained to be very small. We don't know why (there are some good ideas, however).
- Three are in the neutrino sector. One can be measured via neutrino oscillations. 50% increase on the amount of information.

We don't know much about CP-invariance violation. Is it really fair to presume that CP-invariance is generically violated in the neutrino sector solely based on the fact that it is violated in the quark sector? Why? Cautionary tale: “Mixing angles are small.”

Indirect connection to the matter–antimatter asymmetry of the universe. The existence of new sources of CP-invariance violation is a necessary requirement.

## What Could We Run Into?



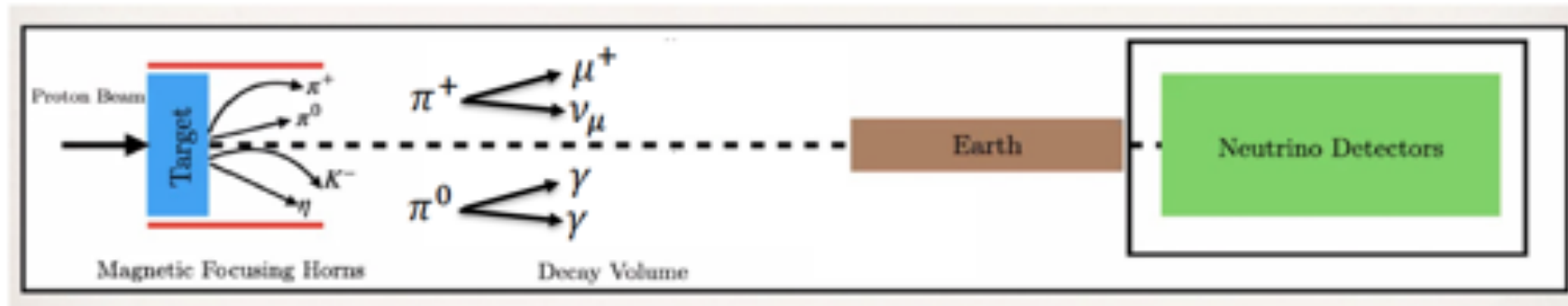
since  $m_\nu \neq 0$  and leptons mix ...



## What Could We Run Into?

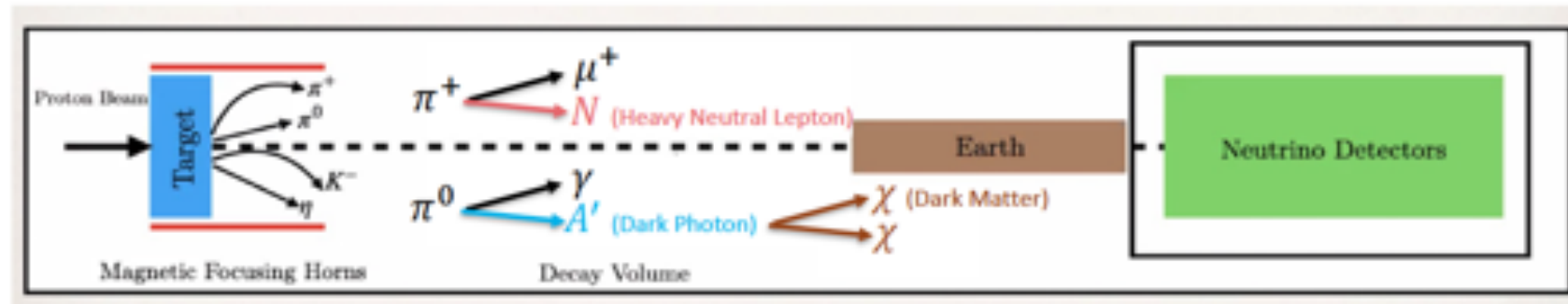
- New neutrino states. In this case, the  $3 \times 3$  mixing matrix would not be unitary.
- New short-range neutrino interactions. These lead to, for example, new matter effects. If we don't take these into account, there is no reason for the three flavor paradigm to “close.”
- New, unexpected neutrino properties. Do they have nonzero magnetic moments? Do they decay? The answer is ‘yes’ to both, but nature might deviate dramatically from  $\nu$ SM expectations.
- Weird stuff. CPT-violation. Decoherence effects (aka “violations of Quantum Mechanics.”)
- etc.

# Neutrino Oscillation Experiments as BSM Search Engines – Dark Sectors



Credit: Kevin Kelly

The huge fluxes of neutrinos and photos can be used for BSM searches

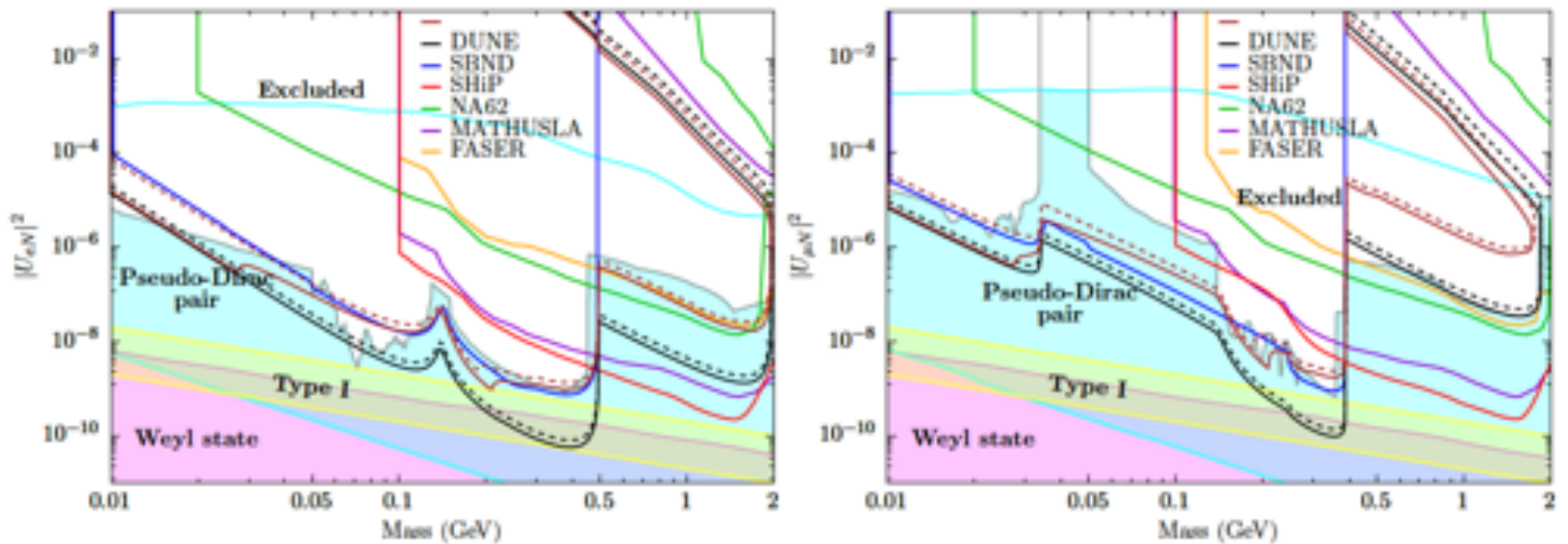


- Heavy Neutral Leptons, Dark Photon, light DM, etc

Berryman et al, PRD (2018)  
 Breitbach et al, JHEP (2022)  
 De Romeri et al, PRD (2019)  
 Magill et al, PRL (2019)

[Courtesy of Z. Tabrizi]

# Example: Heavy Neutral Leptons – Testing the Seesaw Mechanism!



[Ballett et al, arXiv:1905.00284]

**In conclusion...**

- We still **know very little** about the new physics uncovered by neutrino oscillations.
- **neutrino masses are very small** – we don't know why, but we think it means something important.
- **neutrino mixing is “weird”** – we don't know why, but we think it means something important.
- We **need more experimental input** (neutrinoless double-beta decay, precision neutrino oscillations, UHE neutrinos, charged-lepton precision measurements, colliders, etc).
- **Precision measurements of neutrino oscillations** are sensitive to several new phenomena, including new neutrino properties, the existence of new states, or the existence of new interactions.
- There is plenty of **room for surprises**, as neutrinos are potentially very deep probes of all sorts of physical phenomena. Remember that neutrino oscillations are “quantum interference devices” – potentially very sensitive to whatever else may be out there (e.g.,  $\Lambda \simeq 10^{14}$  GeV).

# Backup Slides . . .



## Some caveats for $0\nu\beta\beta$ as input for fundamental neutrino physics

- Indirect probe of neutrino mass;
- Only works decisively if the neutrinos are Majorana fermions;
- Model dependent. While a nonzero rate for  $0\nu\beta\beta$  implies neutrinos are massive Majorana fermions, the connection to nonzero neutrino masses can be very indirect. How do we learn that we are measuring what we think we are measuring?
- Real life is hard. Large uncertainties in translating the half-life to the effective neutrino mass (nuclear matrix elements).

## Understanding Fermion Mixing

One of the puzzling phenomena uncovered by the neutrino data is the fact that **Neutrino Mixing is Strange**. What does this mean?

It means that lepton mixing is very different from quark mixing:

$$V_{MNS} \sim \begin{pmatrix} 0.8 & 0.5 & 0.2 \\ 0.4 & 0.6 & 0.7 \\ 0.4 & 0.6 & 0.7 \end{pmatrix} \quad V_{CKM} \sim \begin{pmatrix} 1 & 0.2 & 0.001 \\ 0.2 & 1 & 0.01 \\ 0.001 & 0.01 & 1 \end{pmatrix} \quad \boxed{\text{WHY?}}$$

(They certainly look **VERY** different, but which one would you label as “strange”?)



## Precision Meas. of Oscillation Parameters. Why and How Much?

A word from flavor models:

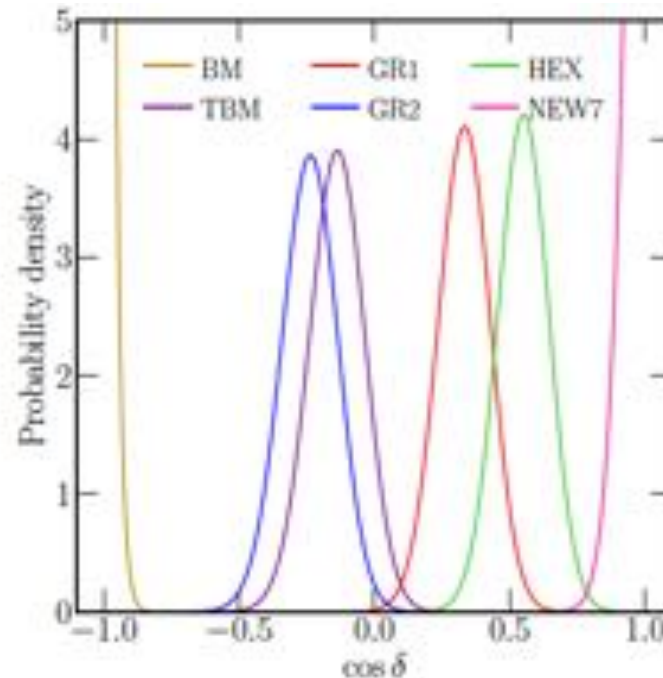


Figure 2:  $P_{\cos \delta}$  as a function of  $\cos \delta$  for various mixing patterns. Here we have assumed that  $P_z(z)$  is a Gaussian centered at the experimental best-fit value of  $z$ , with width of  $1\sigma$ .

[Everett *et al.*, arXiv:1912.10139]

## More General Comments.

If there is an underlying structure behind the values of the lepton masses and mixing angles...

- it may lead to relations among the parameters: **sum rules**.

$$f(\theta_{12}, \theta_{13}, \theta_{23}, \delta, m_1, m_2, m_3) = 0.$$

- it may lead to relations between PMNS and CKM parameters.

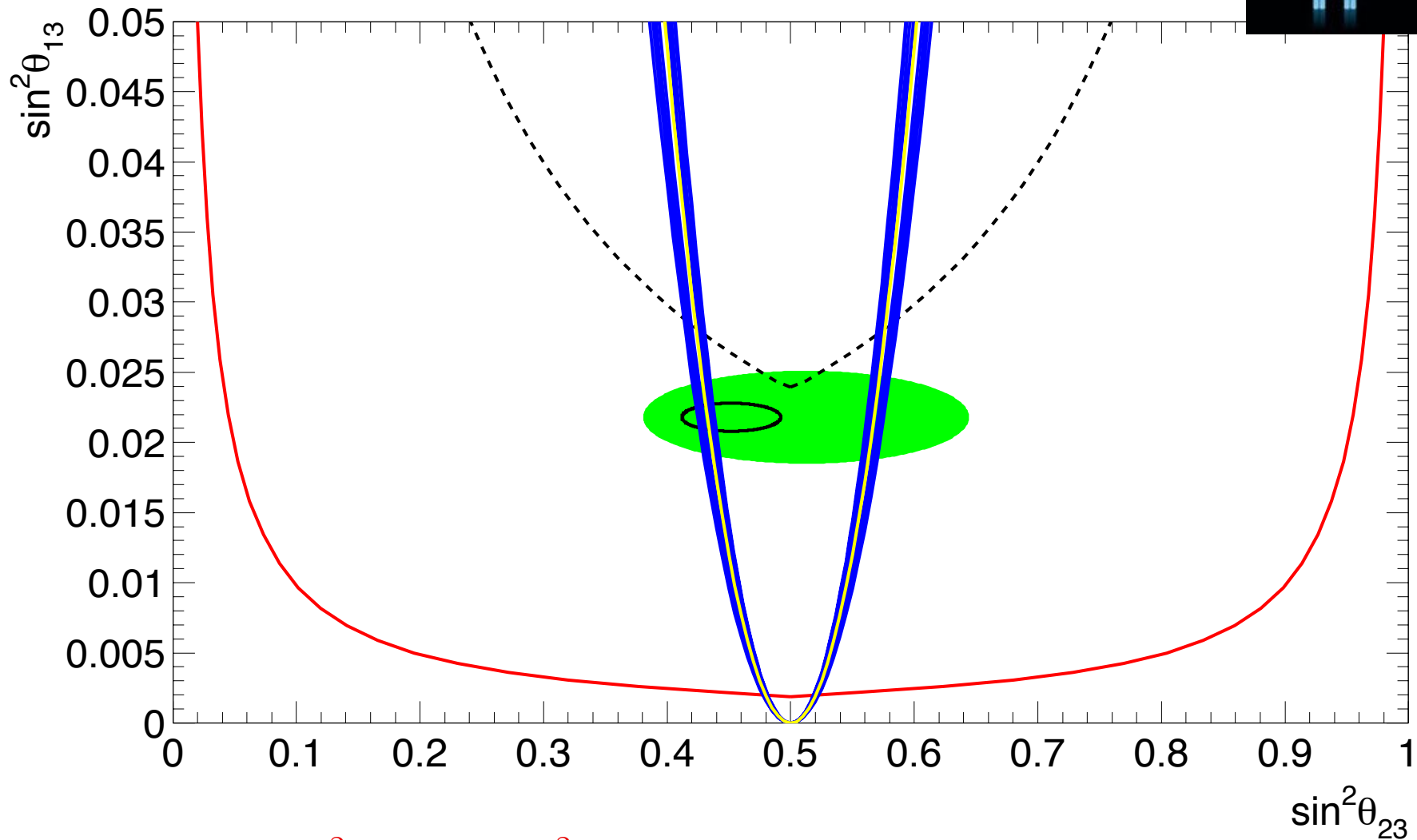

$$f(\text{PMNS}) = g(\text{CKM}).$$

- etc.

These provide guidance for precision.

- Sum rules need all oscillation parameters to be known with similar precision:  $\theta_{23}, \delta$  are the obvious outliers.
- On the CKM side,  $\theta_{12} = 13.04^\circ \pm 0.05^\circ$ ,  $\theta_{13} = 0.201^\circ \pm 0.011^\circ$ ,  $\theta_{23} = 2.38^\circ \pm 0.06^\circ$ ,  $\delta = 68.8^\circ \pm 4.5^\circ$ . (several percent to sub percent).

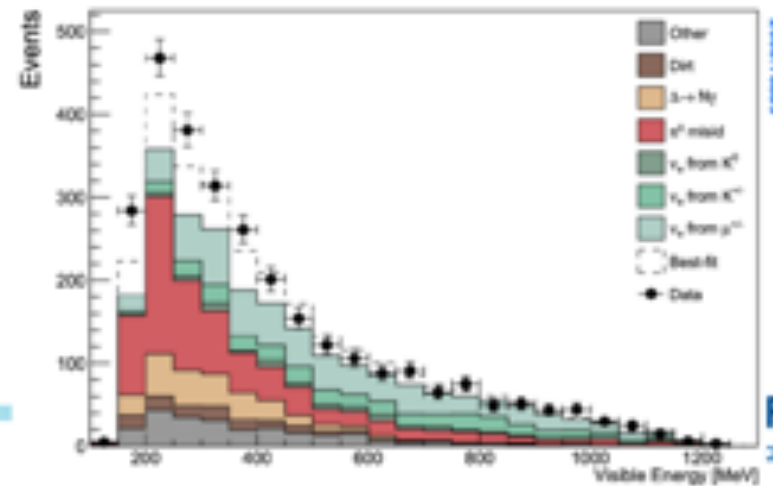
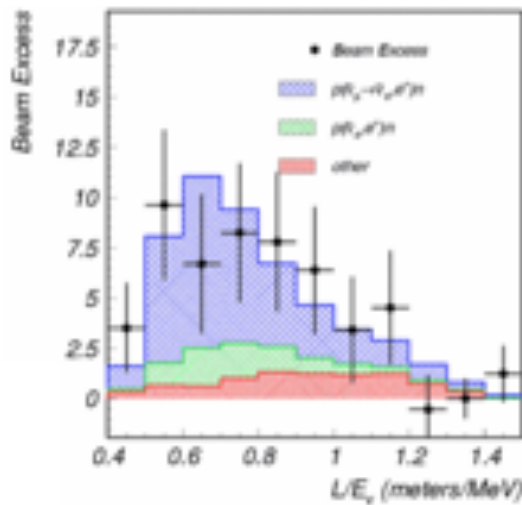
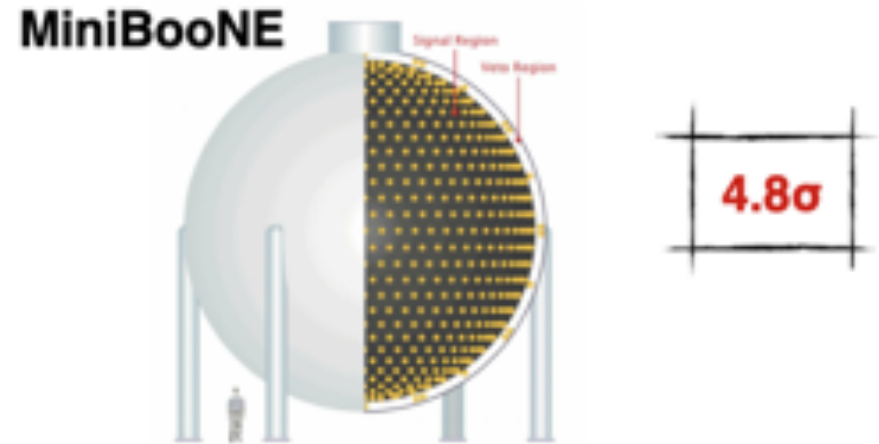
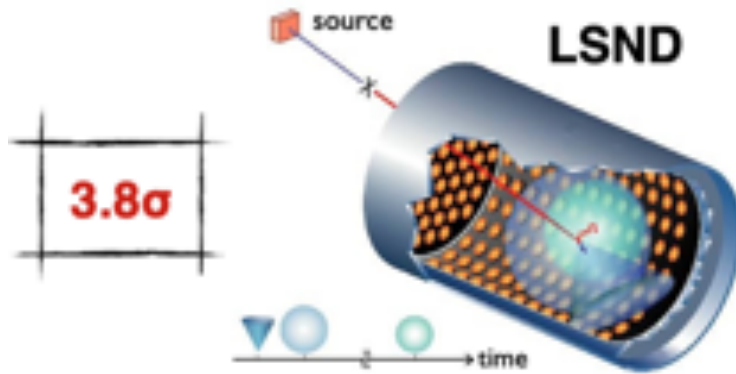
**Anarchy vs. Order** — more precision required!



Order:  $\sin^2 \theta_{13} = C \cos^2 2\theta_{23}$ ,  $C \in [0.8, 1.2]$

[AdG, Murayama, 1204.1249]

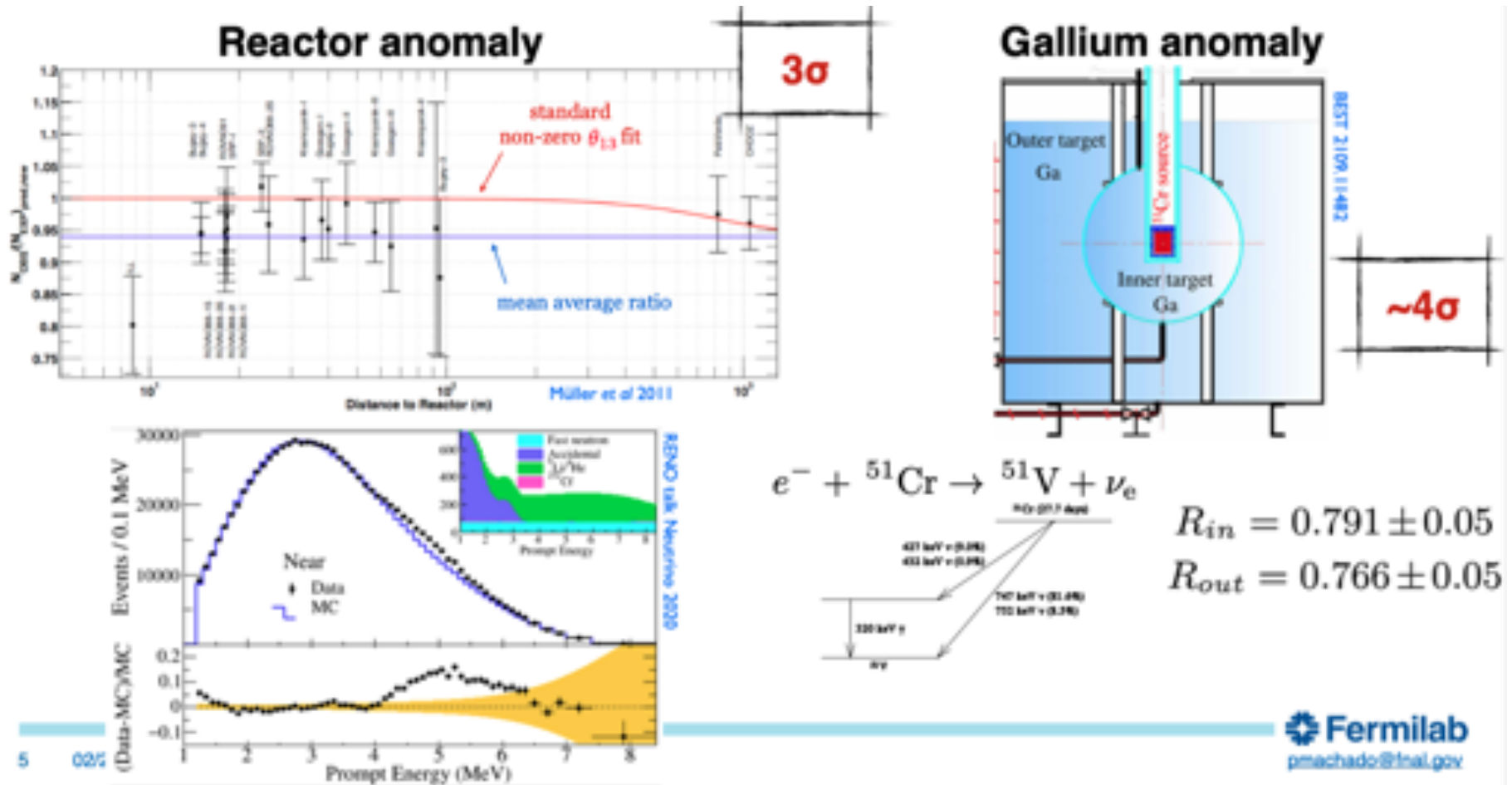
# Are We Sitting on More New Neutrino Physics?



Fermilab  
zhado@fnal.gov

[P. Machado talk at TF Workshop]

# Are We Sitting on More New Neutrino Physics?

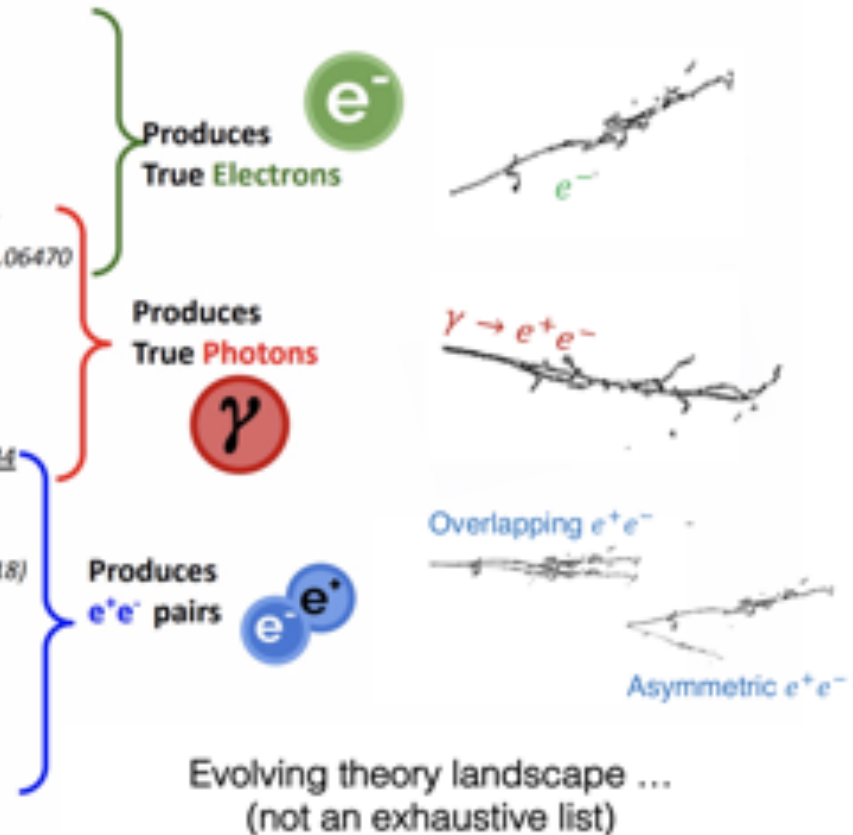


[P. Machado talk at TF Workshop]

## Is it BSM? Lots of possibilities. For example...

### More exploration of MiniBooNE excess

- Decay of O(keV) Sterile Neutrinos to active neutrinos
  - [13] Dentler, Esteban, Kopp, Machado *Phys. Rev. D* 101, 115013 (2020)
  - [14] de Gouvêa, Peres, Prakash, *Stenico JHEP* 07 (2020) 141
- New resonance matter effects
  - [5] Asaadi, Church, Guenette, Jones, Szelc, *PRD* 97, 075021 (2018)
  - [16] Alves, Louis, deNiverville, *hep-ph/2201.00876 (2022)*
- Mixed O(1eV) sterile oscillations and O(100 MeV) sterile decay
  - [7] Vergani, Kamp, Diaz, Argüelles, Conrad, Shaevitz, Uchida, *arXiv:2105.06470*
- Decay of heavy sterile neutrinos produced in beam
  - [4] Gninenko, *Phys.Rev.D83:015015,2011*
  - [12] Alvarez-Ruso, Saul-Sala, *Phys. Rev. D* 101, 075045 (2020)
  - [15] Magill, Plestid, Pospelov, Tsai *Phys. Rev. D* 98, 115015 (2018)
  - [11] Fischer, Hernandez-Cabezudo, Schwetz, *PRD* 101, 075045 (2020)
  - [17] Dutta, Kim, Thompson, Thornton, Van de Water *hep-ph/2110.11944*
- Decay of upscattered heavy sterile neutrinos or new scalars mediated by Z' or more complex higgs sectors
  - [1] Bertuzzo, Jana, Machado, Zukanovich Funchal, *PRL* 121, 241801 (2018)
  - [2] Abdullahi, Hostert, Pascoli, *Phys.Lett.B* 820 (2021) 136531
  - [3] Ballett, Pascoli, Ross-Lonergan, *PRD* 99, 071701 (2019)
  - [10] Dutta, Ghosh, Li, *PRD* 102, 055017 (2020)
  - [6] Abdallah, Gandhi, Roy, *Phys. Rev. D* 104, 055028 (2021)
- Decay of axion-like particles
  - [8] Chang, Chen, Ho, Tseng, *Phys. Rev. D* 104, 015030 (2021)
- A model-independent approach to any new particle
  - [9] Brdar, Fischer, Smirnov, *PRD* 103, 075008 (2021)



[MicroBooNE talk at Neutrino 2022]

## Case Studies

I will discuss a few case-studies, including the **fourth-neutrino hypothesis** and **non-standard neutral-current neutrino–matter interactions**. In general

- I will mostly discuss, for concreteness, the DUNE setup;
- I don't particularly care about how likely, nice, or contrived the scenarios are. It is useful to consider them as well-defined ways in which the three-flavor paradigm can be violated. They can be used as benchmarks for comparing different efforts, or, perhaps, as proxies for other new phenomena.
- I will mostly be interested in three questions:
  - How sensitive are next-generation long-baseline efforts?;
  - How well they can measure the new-physics parameters, including new sources of CP-invariance violation?;
  - Can they tell different new-physics models apart?

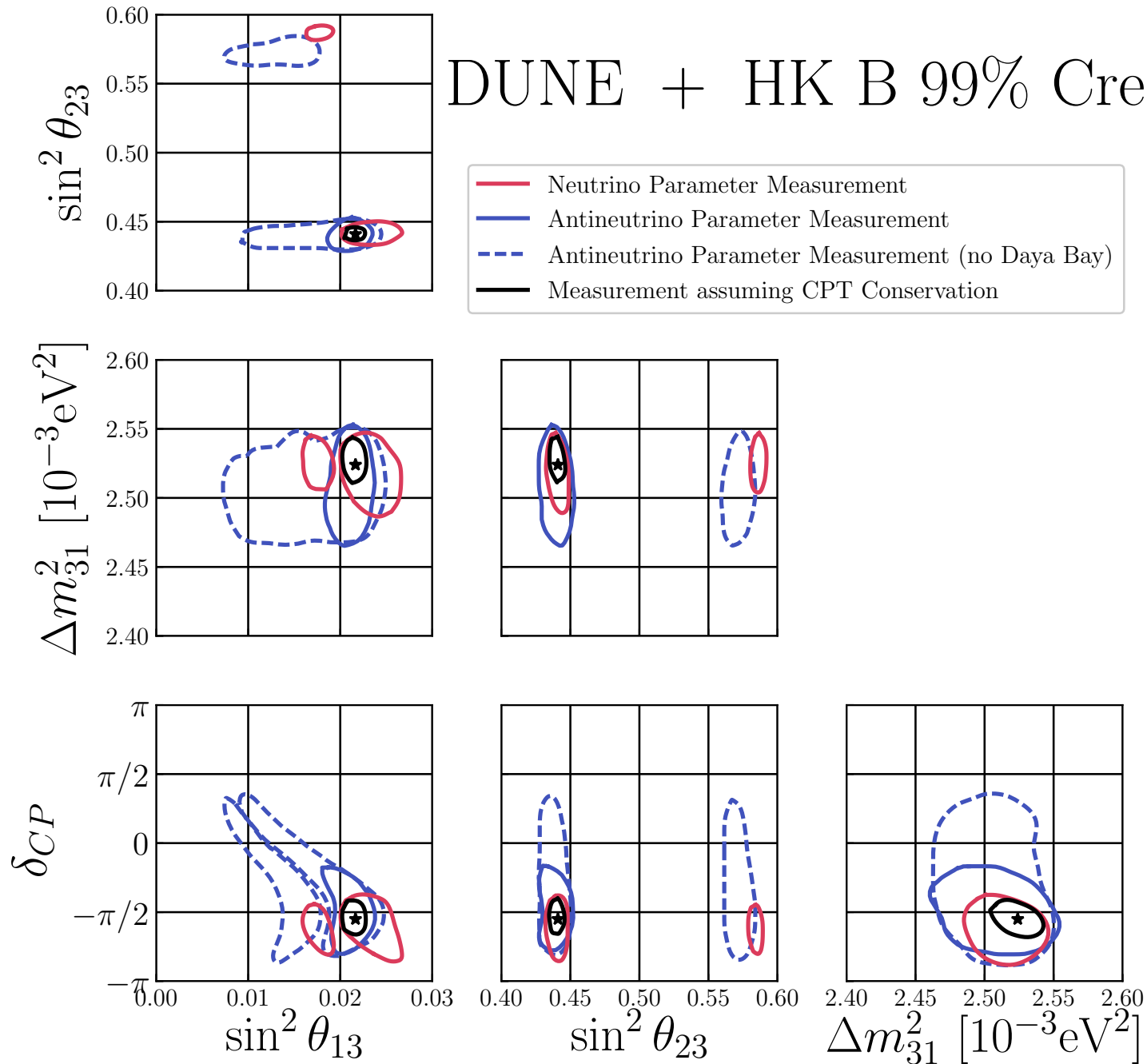
## Different Oscillation Parameters for Neutrinos and Antineutrinos?

[AdG, Kelly, arXiv:1709.06090]

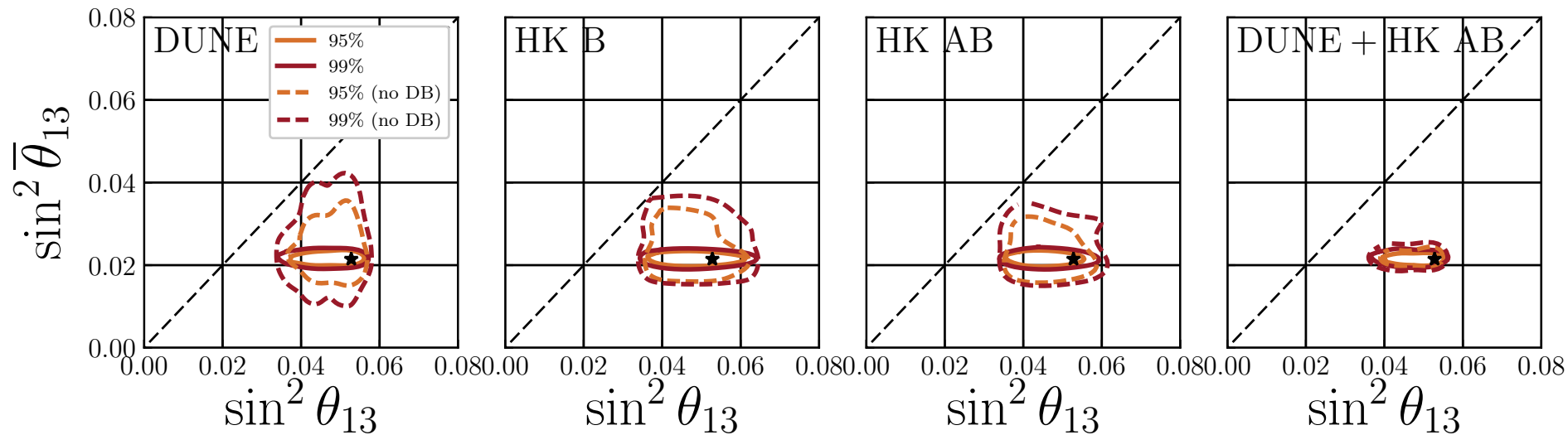
- How much do we know, independently, about neutrino and antineutrino oscillations?
- What happens if the parameters disagree?



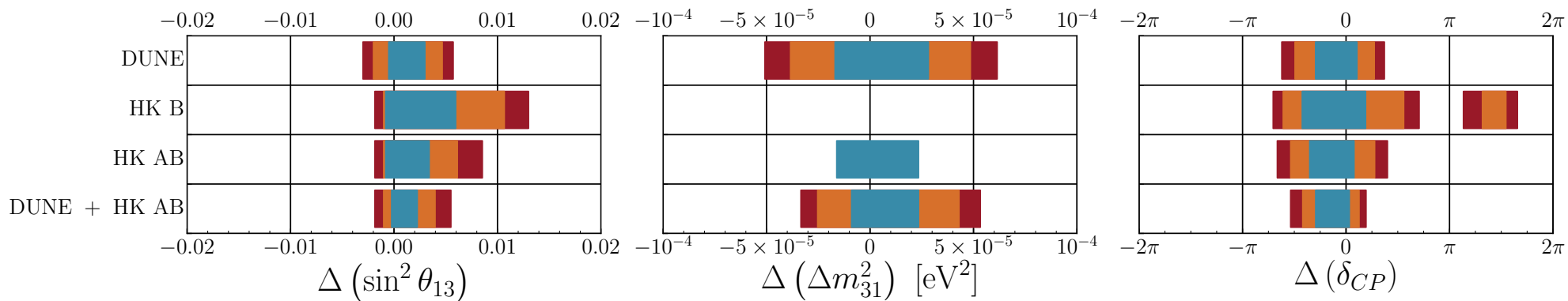
## DUNE + HK B 99% Cred.



[AdG and Kelly, arXiv:1709.06090]



[AdG and Kelly, arXiv:1709.06090]



## A Fourth Neutrino

(Berryman et al, arXiv:1507.03986)

If there are more neutrinos with a well-defined mass, it is easy to extend the paradigm:

$$\begin{pmatrix} \nu_e \\ \nu_\mu \\ \nu_\tau \\ \nu? \\ \vdots \end{pmatrix} = \begin{pmatrix} U_{e1} & U_{e2} & U_{e3} & U_{e4} & \cdots \\ U_{\mu1} & U_{\mu2} & U_{\mu3} & U_{\mu4} & \cdots \\ U_{\tau1} & U_{\tau2} & U_{\tau3} & U_{\tau4} & \cdots \\ U_{?1} & U_{?2} & U_{?3} & U_{?4} & \cdots \\ \vdots & \vdots & \vdots & \vdots & \ddots \end{pmatrix} \begin{pmatrix} \nu_1 \\ \nu_2 \\ \nu_3 \\ \nu_4 \\ \vdots \end{pmatrix}$$

- New mass eigenstates easy:  $\nu_4$  with mass  $m_4$ ,  $\nu_5$  with mass  $m_5$ , etc.
- What are these new “flavor” (or weak) eigenstates  $\nu?$ ? Here, the answer is we don’t care. We only assume there are no new accessible interactions associated to these states.

$$\begin{aligned}
U_{e2} &= s_{12}c_{13}c_{14}, \\
U_{e3} &= e^{-i\eta_1} s_{13}c_{14}, \\
U_{e4} &= e^{-i\eta_2} s_{14}, \\
U_{\mu 2} &= c_{24} (c_{12}c_{23} - e^{i\eta_1} s_{12}s_{13}s_{23}) - e^{i(\eta_2-\eta_3)} s_{12}s_{14}s_{24}c_{13}, \\
U_{\mu 3} &= s_{23}c_{13}c_{24} - e^{i(\eta_2-\eta_3-\eta_1)} s_{13}s_{14}s_{24}, \\
U_{\mu 4} &= e^{-i\eta_3} s_{24}c_{14}, \\
U_{\tau 2} &= c_{34} (-c_{12}s_{23} - e^{i\eta_1} s_{12}s_{13}c_{23}) - e^{i\eta_2} c_{13}c_{24}s_{12}s_{14}s_{34} \\
&\quad - e^{i\eta_3} (c_{12}c_{23} - e^{i\eta_1} s_{12}s_{13}s_{23}) s_{24}s_{34}, \\
U_{\tau 3} &= c_{13}c_{23}c_{34} - e^{i(\eta_2-\eta_1)} s_{13}s_{14}s_{34}c_{24} - e^{i\eta_3} s_{23}s_{24}s_{34}c_{13}, \\
U_{\tau 4} &= s_{34}c_{14}c_{24}.
\end{aligned}$$

When the new mixing angles  $\phi_{14}$ ,  $\phi_{24}$ , and  $\phi_{34}$  vanish, one encounters oscillations among only three neutrinos, and we can map the remaining parameters  $\{\phi_{12}, \phi_{13}, \phi_{23}, \eta_1\} \rightarrow \{\theta_{12}, \theta_{13}, \theta_{23}, \delta_{CP}\}$ .

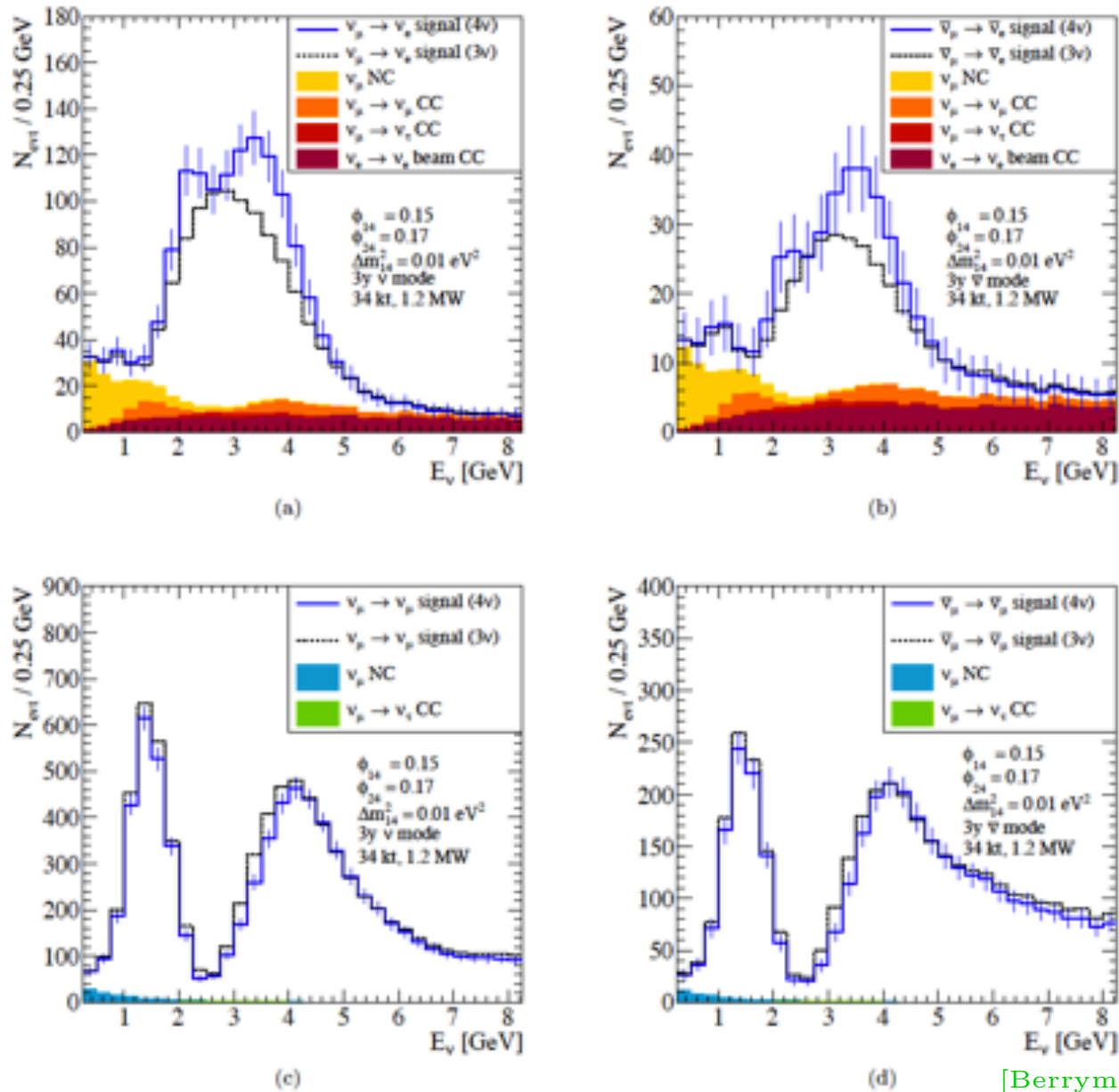
Also

$$\eta_s \equiv \eta_2 - \eta_3,$$

is the only new CP-odd parameter to which oscillations among  $\nu_e$  and  $\nu_\mu$  are sensitive.

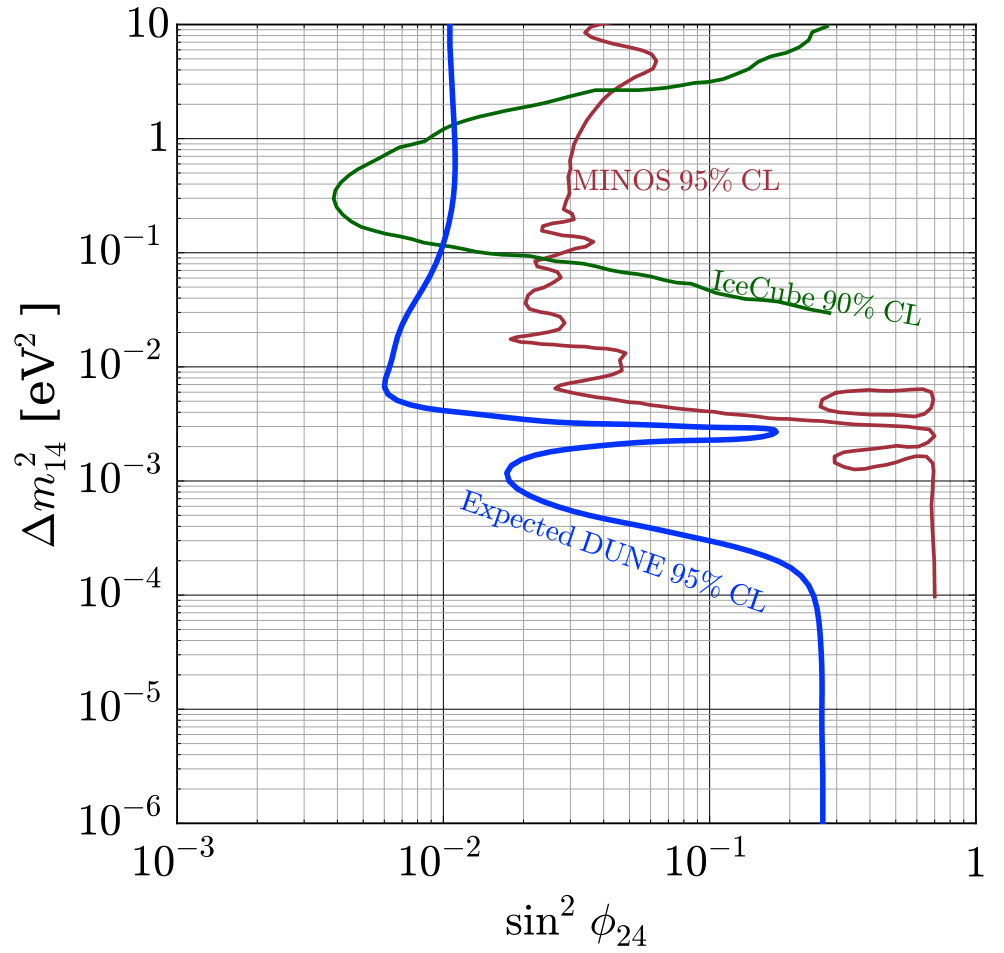
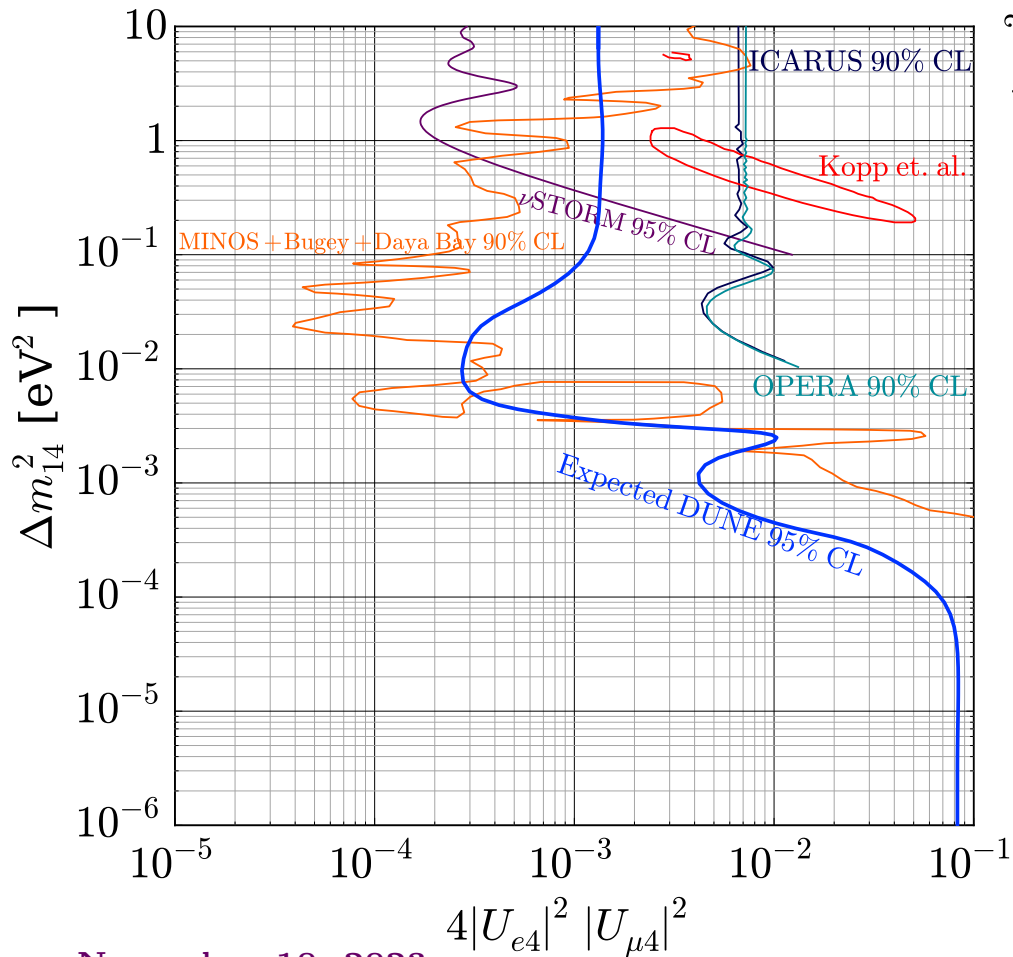
## Some technicalities for the aficionados

- 34 kiloton liquid argon detector;
- 1.2 MW proton beam on target as the source of the neutrino and antineutrino beams, originating 1300 km upstream at Fermilab;
- 3 years each with the neutrino and antineutrino mode;
- Include standard backgrounds, and assume a 5% normalization uncertainty;
- Whenever quoting bounds or measurements of anything, we marginalize over all parameters not under consideration;
- We include priors on  $\Delta m_{12}^2$  and  $|U_{e2}|^2$  in order to take into account information from solar experiments and KamLAND. Unless otherwise noted, we assume the mass ordering is normal;
- We do not include information from past experiments. We assume that DUNE will “out measure” all experiments that came before it (except for the solar ones, as mentioned above).

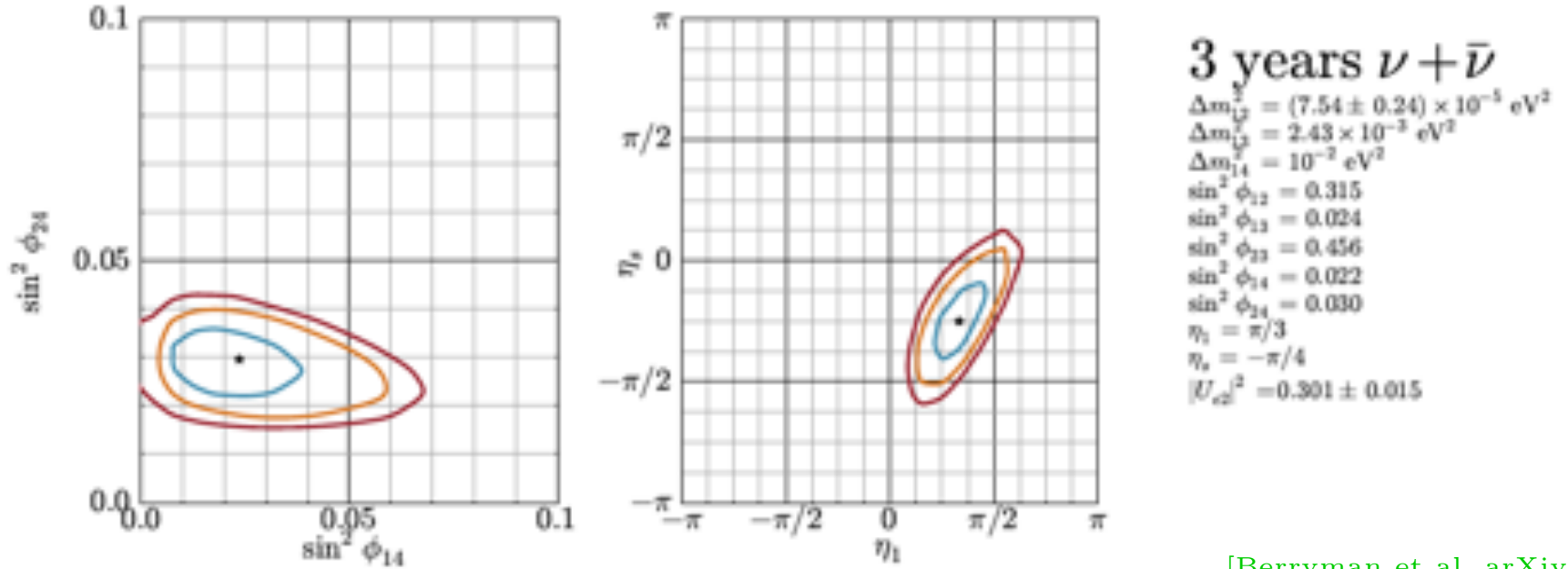


[Berryman et al, arXiv:1507.03986]

FIG. 1: Expected signal and background yields for six years (3y  $\nu$  + 3y  $\bar{\nu}$ ) of data collection at DUNE, using fluxes projected by Ref. [1], for a 34 kiloton detector, and a 1.2 MW beam. (a) and (b) show appearance channel yields for neutrino and antineutrino beams, respectively, while (c) and (d) show disappearance channel yields. The 3 $\nu$  signal corresponds to the standard three-neutrino hypothesis, where  $\sin^2 \theta_{12} = 0.308$ ,  $\sin^2 \theta_{13} = 0.0235$ ,  $\sin^2 \theta_{23} = 0.437$ ,  $\Delta m_{12}^2 = 7.54 \times 10^{-5} \text{ eV}^2$ ,  $\Delta m_{13}^2 = 2.43 \times 10^{-3} \text{ eV}^2$ ,  $\delta_{CP} = 0$ , while the 4 $\nu$  signal corresponds to  $\sin^2 \phi_{12} = 0.315$ ,  $\sin^2 \phi_{13} = 0.024$ ,  $\sin^2 \phi_{23} = 0.456$ ,  $\sin^2 \phi_{14} = 0.023$ ,  $\sin^2 \phi_{24} = 0.030$ ,  $\Delta m_{14}^2 = 10^{-2} \text{ eV}^2$ ,  $\eta_1 = 0$ , and  $\eta_\nu = 0$ . Statistical uncertainties are shown as vertical bars in each bin. Backgrounds are defined in the text and are assumed to be identical for the three- and four-neutrino scenarios; any discrepancy is negligible after accounting for a 5% normalization uncertainty.



[Berryman et al, arXiv:1507.03986]



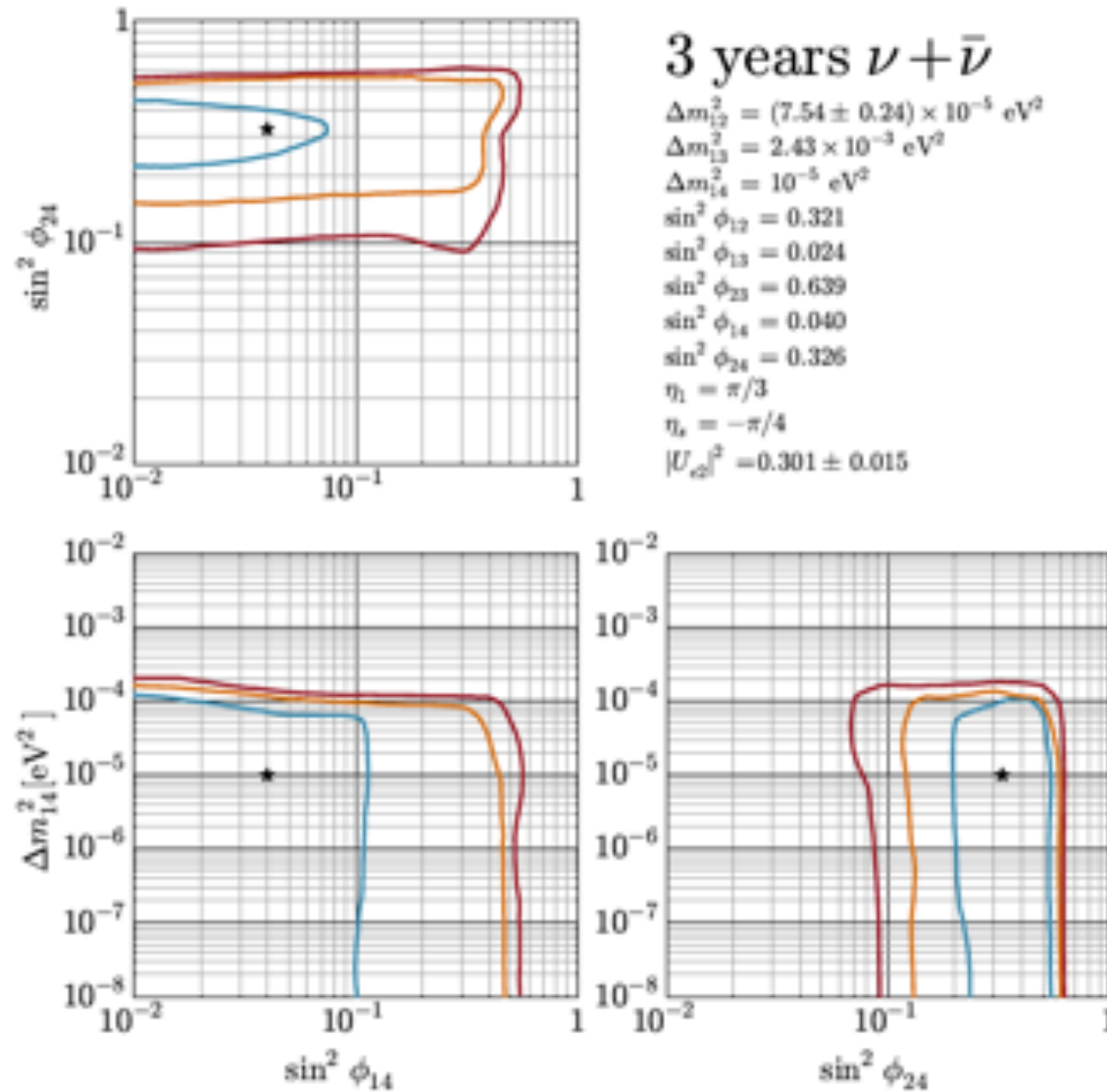
[Berryman et al, arXiv:1507.03986]

FIG. 5: Expected sensitivity contours at 68.3% (blue), 95% (orange), and 99% (red) CL at DUNE with six years of data collection (3y  $\nu + 3y \bar{\nu}$ ), a 34 kiloton detector, and a 1.2 MW beam given the existence of a fourth neutrino with parameters from Case 2 in Table I. Results from solar neutrino experiments are included here as Gaussian priors for the values of  $|U_{e2}|^2 = 0.301 \pm 0.015$  and  $\Delta m_{12}^2 = 7.54 \pm 0.24 \times 10^{-5} \text{ eV}^2$  [22].

	$\sin^2 \phi_{14}$	$\sin^2 \phi_{24}$	$\Delta m_{14}^2 \text{ (eV}^2\text{)}$	$\eta_s$	$\sin^2 \phi_{12}$	$\sin^2 \phi_{13}$	$\sin^2 \phi_{23}$	$\Delta m_{12}^2 \text{ (eV}^2\text{)}$	$\Delta m_{13}^2 \text{ (eV}^2\text{)}$	$\eta_1$
<b>Case 1</b>	0.023	0.030	0.93	$-\pi/4$	0.315	0.0238	0.456	$7.54 \times 10^{-5}$	$2.43 \times 10^{-3}$	$\pi/3$
<b>Case 2</b>	0.023	0.030	$1.0 \times 10^{-2}$	$-\pi/4$	0.315	0.0238	0.456	$7.54 \times 10^{-5}$	$2.43 \times 10^{-3}$	$\pi/3$
<b>Case 3</b>	0.040	0.320	$1.0 \times 10^{-5}$	$-\pi/4$	0.321	0.0244	0.639	$7.54 \times 10^{-5}$	$2.43 \times 10^{-3}$	$\pi/3$

TABLE I: Input values of the parameters for the three scenarios considered for the four-neutrino hypothesis. Values of  $\phi_{12}$ ,  $\phi_{13}$ , and  $\phi_{23}$  are chosen to be consistent with the best-fit values of  $|U_{e2}|^2$ ,  $|U_{e3}|^2$ , and  $|U_{\mu 3}|^2$ , given choices of  $\phi_{14}$  and  $\phi_{24}$ . Here,  $\eta_s \equiv \eta_2 - \eta_3$ . Note that  $\Delta m_{14}^2$  is explicitly assumed to be positive, i.e.,  $m_4^2 > m_1^2$ .

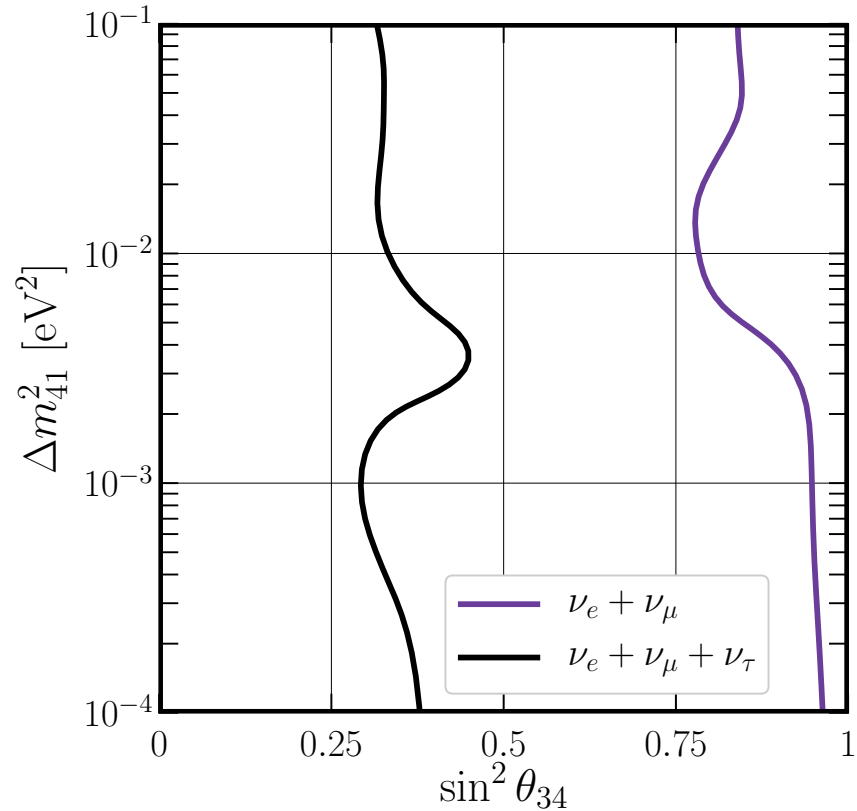




[Berryman et al, arXiv:1507.03986]

FIG. 6: Expected sensitivity contours at 68.3% (blue), 95% (orange), and 99% (red) CL at DUNE with six years of data collection (3y  $\nu + 3y \bar{\nu}$ ), a 34 kiloton detector, and a 1.2 MW beam given the existence of a fourth neutrino with parameters from Case 3 in Table I. Results from solar neutrino experiments are included here as Gaussian priors for the values of  $|U_{e2}|^2 = 0.301 \pm 0.015$  and  $\Delta m_{12}^2 = 7.54 \pm 0.24 \times 10^{-5} \text{ eV}^2$  [22].

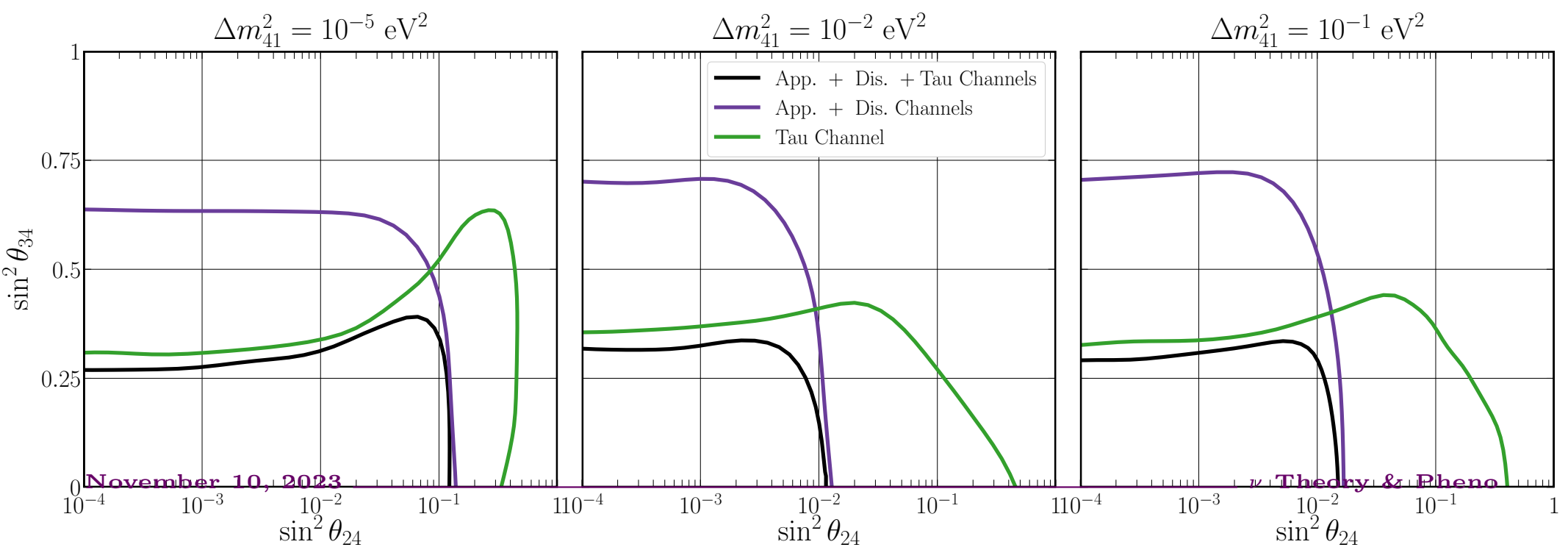
A



Northwestern

# Fourth Neutrino Hypothesis

[AdG, Kelly, Pasquini, Stenico, arXiv:1904.07265]



November 10, 2023

ν Theory & Pheno

## Non-Standard Neutrino Interactions (NSI)

Effective Lagrangian:

$$\mathcal{L}^{\text{NSI}} = -2\sqrt{2}G_F(\bar{\nu}_\alpha\gamma_\rho\nu_\beta) \sum_{f=e,u,d} (\epsilon_{\alpha\beta}^{fL}\bar{f}_L\gamma^\rho f_L + \epsilon_{\alpha\beta}^{fR}\bar{f}_R\gamma^\rho f_R) + h.c.,$$

For oscillations,

$$H_{ij} = \frac{1}{2E_\nu} \text{diag} \{0, \Delta m_{12}^2, \Delta m_{13}^2\} + V_{ij},$$

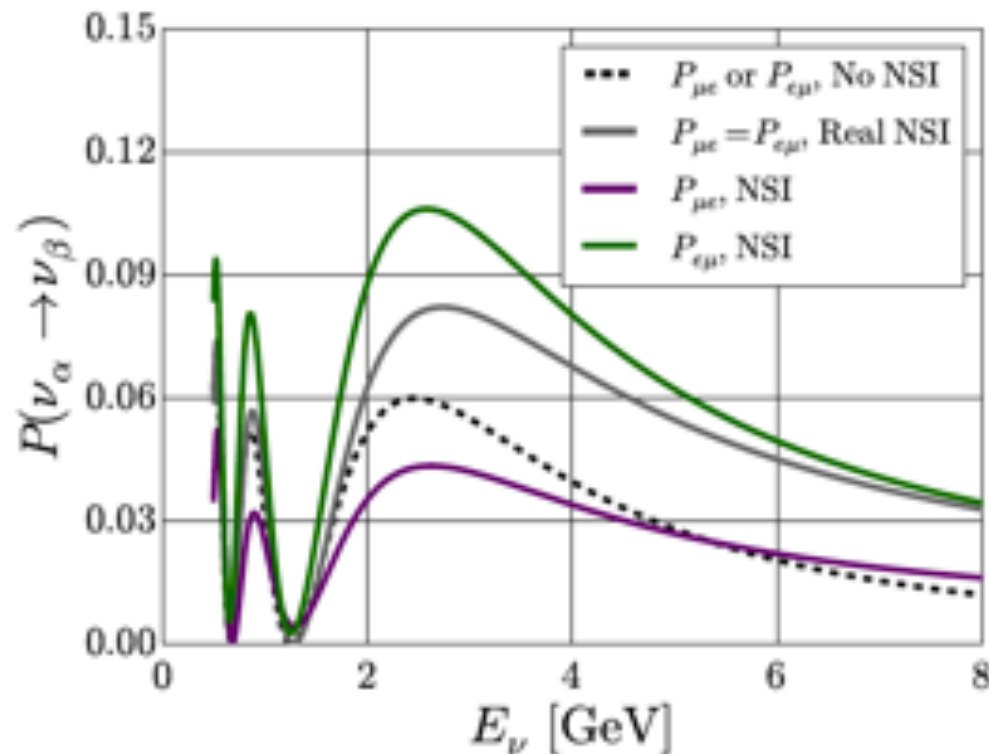
where

$$V_{ij} = U_{i\alpha}^\dagger V_{\alpha\beta} U_{\beta j},$$

$$V_{\alpha\beta} = A \begin{pmatrix} 1 + \epsilon_{ee} & \epsilon_{e\mu} & \epsilon_{e\tau} \\ \epsilon_{e\mu}^* & \epsilon_{\mu\mu} & \epsilon_{\mu\tau} \\ \epsilon_{e\tau}^* & \epsilon_{\mu\tau}^* & \epsilon_{\tau\tau} \end{pmatrix},$$

$A = \sqrt{2}G_F n_e$ .  $\epsilon_{\alpha\beta}$  are linear combinations of the  $\epsilon_{\alpha\beta}^{fL,R}$ . Important: I will discuss propagation effects only and ignore NSI effects in production or detection ( $\epsilon$  versus  $\epsilon^2$ ).

There are new sources of CP-invariance violation! [easier to see T-invariance violation]

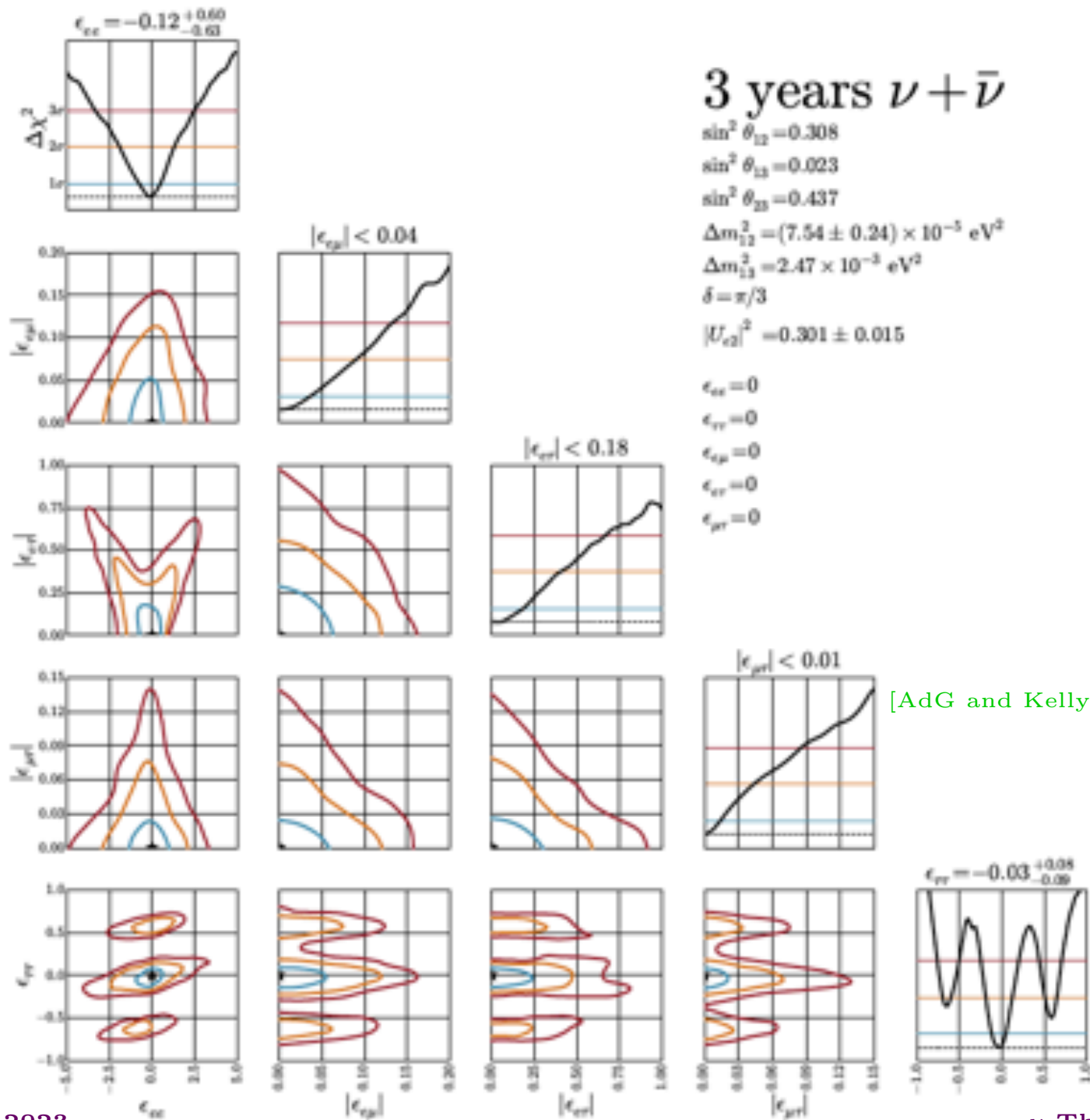


[AdG and Kelly, arXiv:1511.05562]

FIG. 2:  $T$ -invariance violating effects of NSI at  $L = 1300$  km for  $\epsilon_{e\mu} = 0.1e^{i\pi/3}$ ,  $\epsilon_{e\tau} = 0.1e^{-i\pi/4}$ ,  $\epsilon_{\mu\tau} = 0.1$  (all other NSI parameters are set to zero). Here, the three-neutrino oscillation parameters are  $\sin^2\theta_{12} = 0.308$ ,  $\sin^2\theta_{13} = 0.0234$ ,  $\sin^2\theta_{23} = 0.437$ ,  $\Delta m_{12}^2 = 7.54 \times 10^{-5}$  eV<sup>2</sup>,  $\Delta m_{13}^2 = 2.47 \times 10^{-3}$  eV<sup>2</sup>, and  $\delta = 0$ , i.e., no “standard”  $T$ -invariance violation. The green curve corresponds to  $P_{e\mu}$  while the purple curve corresponds to  $P_{\mu e}$ . If, instead, all non-zero NSI are real ( $\epsilon_{e\mu} = 0.1$ ,  $\epsilon_{e\tau} = 0.1$ ,  $\epsilon_{\mu\tau} = 0.1$ ),  $P_{e\mu} = P_{\mu e}$ , the grey curve. The dashed line corresponds to the pure three-neutrino oscillation probabilities assuming no  $T$ -invariance violation (all  $\epsilon_{\alpha\beta} = 0$ ,  $\delta = 0$ ).

And

n

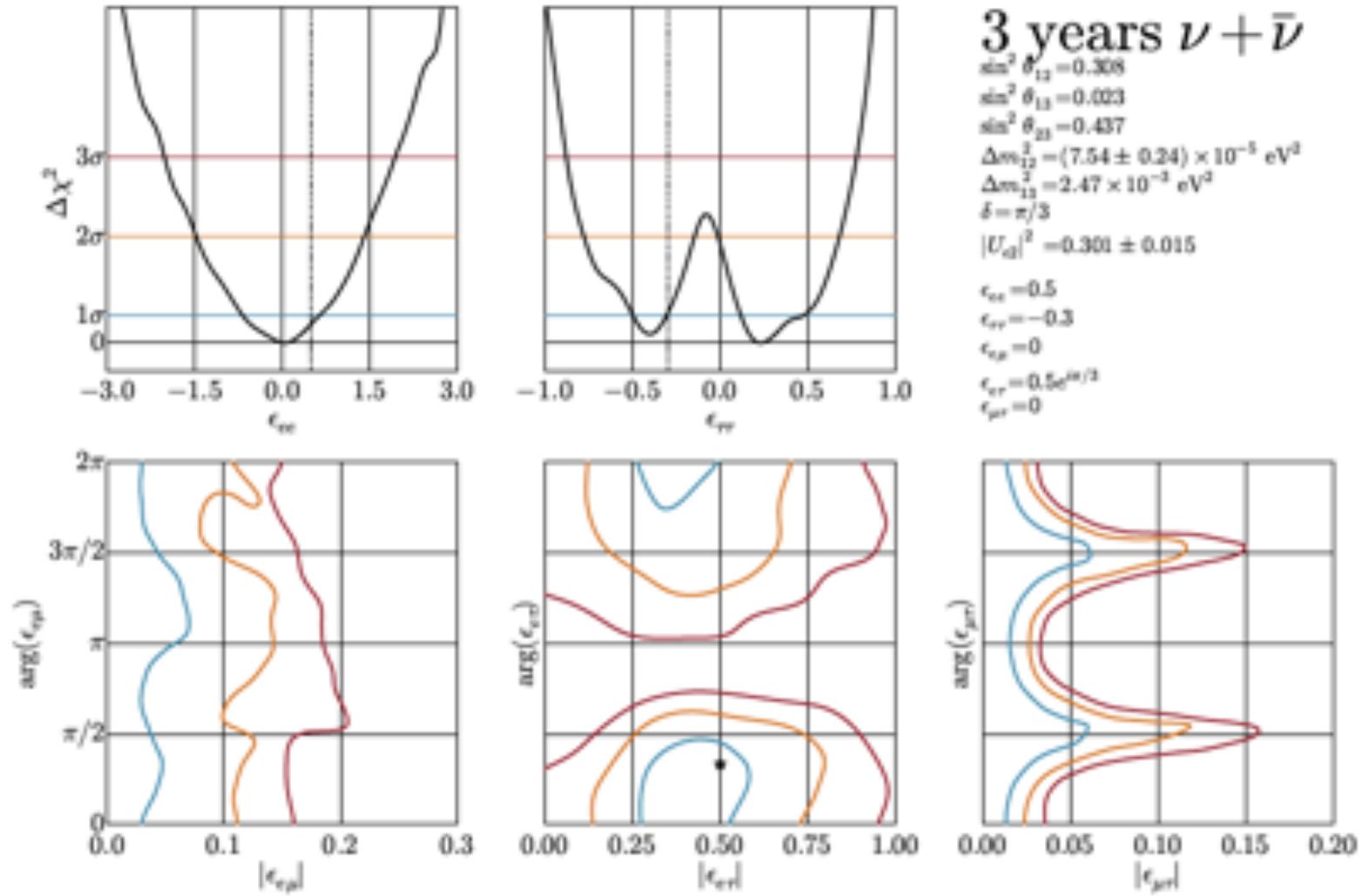


[AdG and Kelly, arXiv:1511.05562]

November 10, 2023

$\nu$  Theory & Pheno

FIG. 4: Expected exclusion limits at 68.3% (red), 95% (orange), and 99% (blue) CL at DUNE assuming data consistent with the standard paradigm. The CP violating phase  $\delta$  is assumed to be  $\pi/3$  and the mass hierarchy is normal. Gaussian priors are



[AdG and Kelly, arXiv:1511.05562]

	$\epsilon_{ee}$	$\epsilon_{e\mu}$	$\epsilon_{e\tau}$	$\epsilon_{\mu\mu}^*$	$\epsilon_{\mu\tau}$	$\epsilon_{\tau\tau}$
<b>Case 1</b>	0	$0.15e^{i\pi/3}$	$0.3e^{-i\pi/4}$	0	0.05	0
<b>Case 2</b>	-1.0	0	0	0	0	0.3
<b>Case 3</b>	0.5	0	$0.5e^{i\pi/3}$	0	0	-0.3

TABLE I: Input values of the new physics parameters for the three NSI scenarios under consideration. The star symbol is a reminder that, as discussed in the text, we can choose  $\epsilon_{\mu\mu} \equiv 0$  and reinterpret the other diagonal NSI parameters.

## Telling Different Scenarios Apart:

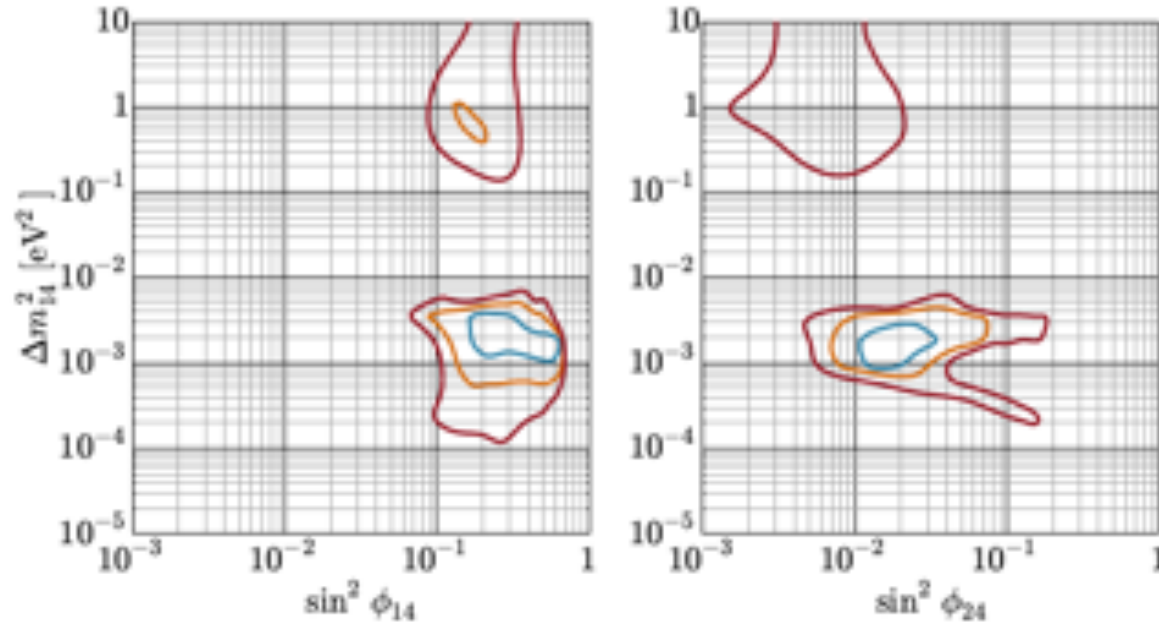


FIG. 8: Sensitivity contours at 68.3% (blue), 95% (orange), and 99% (red) for a four-neutrino fit to data consistent with Case 2 from Table I. All unseen parameters are marginalized over, and Gaussian priors are included on the values of  $\Delta m_{12}^2$  and  $|U_{e2}|^2$ . See text for details.

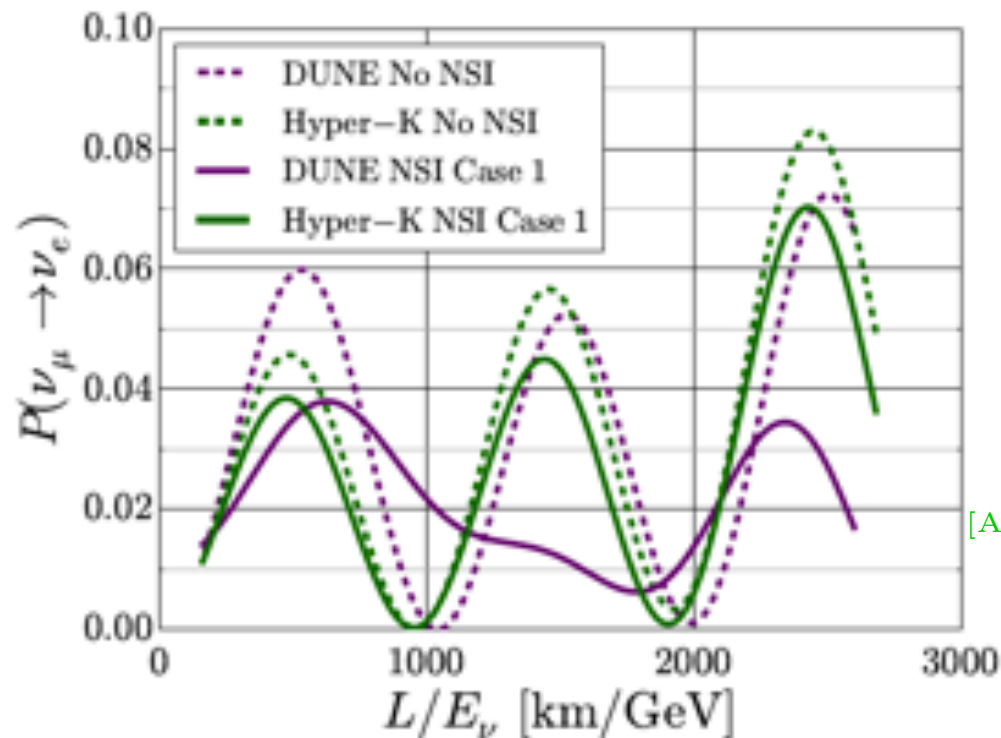
[AdG and Kelly, arXiv:1511.05562]

Fit	Case 1	Case 2	Case 3
$3\nu$ with Solar Priors	217/114 $\simeq 5.4\sigma$	186/114 $\simeq 4.2\sigma$	118/114 $\simeq 4.3\sigma$
$3\nu$ without Priors	172/114 $\simeq 3.4\sigma$	134/114 $\simeq 1.6\sigma$	154/114 $\simeq 2.7\sigma$
$4\nu$ with Solar Priors	193/110 $\simeq 4.8\sigma$	142/110 $\simeq 2.3\sigma$	153/110 $\simeq 2.8\sigma$

TABLE II: Results of various three- or four-neutrino fits to data generated to be consistent with the cases listed in Table I. Numbers quoted are for  $\chi_{\min}^2/\text{dof}$  and the equivalent discrepancy using a  $\chi^2$  distribution.

## How Do We Learn More – Different Experiments!

- Different  $L$  and  $E$ , same  $L/E$  (e.g. HyperK or ESSnuSB versus DUNE);
- Different matter potentials (e.g. atmosphere versus accelerator);
- Different oscillation modes (appearance versus disappearance,  $e$ 's,  $\mu$ 's and  $\tau$ 's).



[AdG and Kelly, arXiv:1511.05562]

FIG. 9: Oscillation probabilities for three-neutrino (dashed) and NSI (solid) hypotheses as a function of  $L/E_\nu$ , the baseline length divided by neutrino energy, for the DUNE (purple) and HyperK (green) experiments. Here,  $\delta = 0$  and the three-neutrino parameters used are consistent with Ref. [47].



# Solar Neutrinos

We are not done yet!

- see “vacuum-matter” transition
- probe for new physics: NSI, pseudo-Dirac, ...
- probe of the solar interior! “solar abundance problem” (see e.g. 1104.1639)
- ‘CNO neutrinos may provide information on planet formation!’

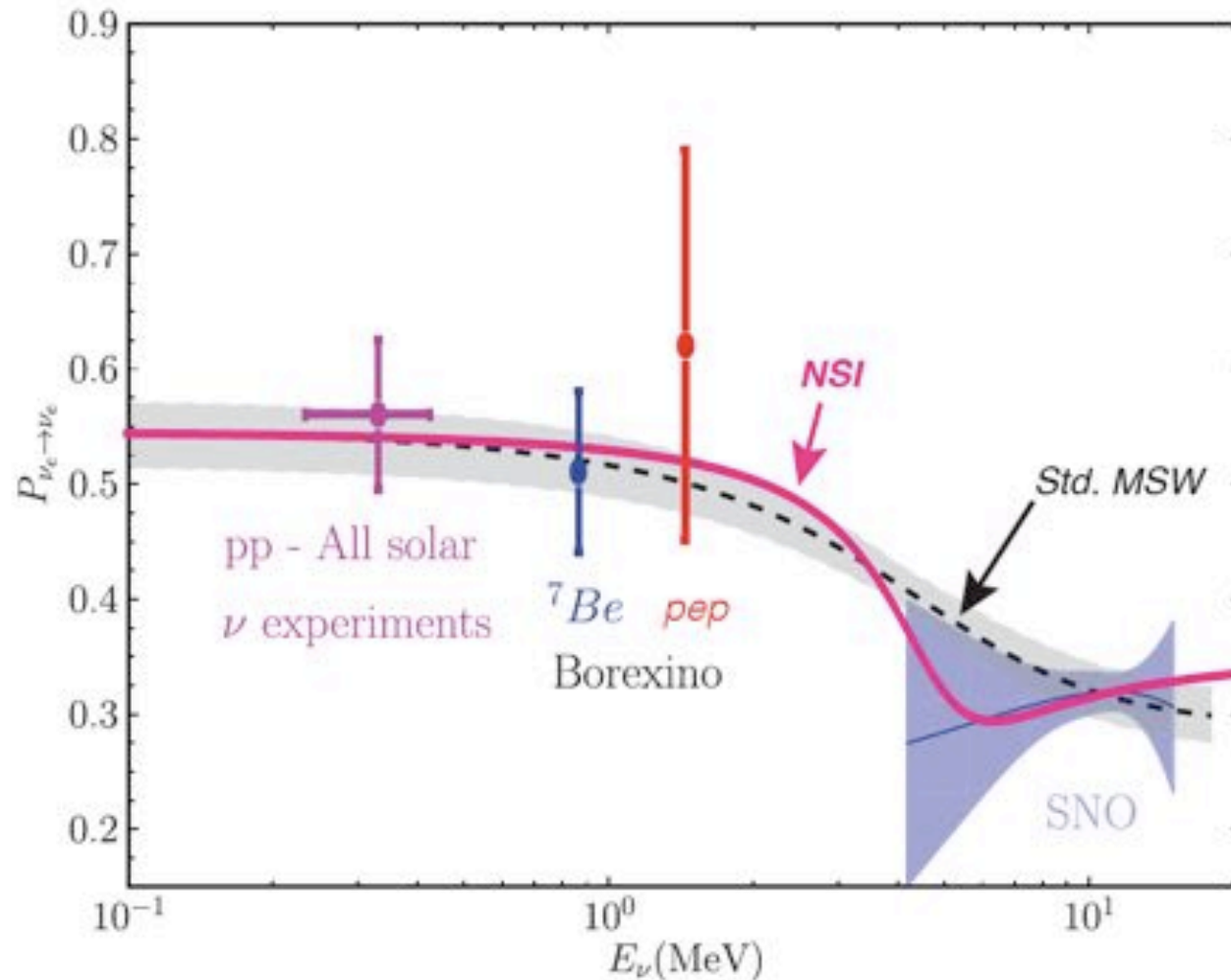
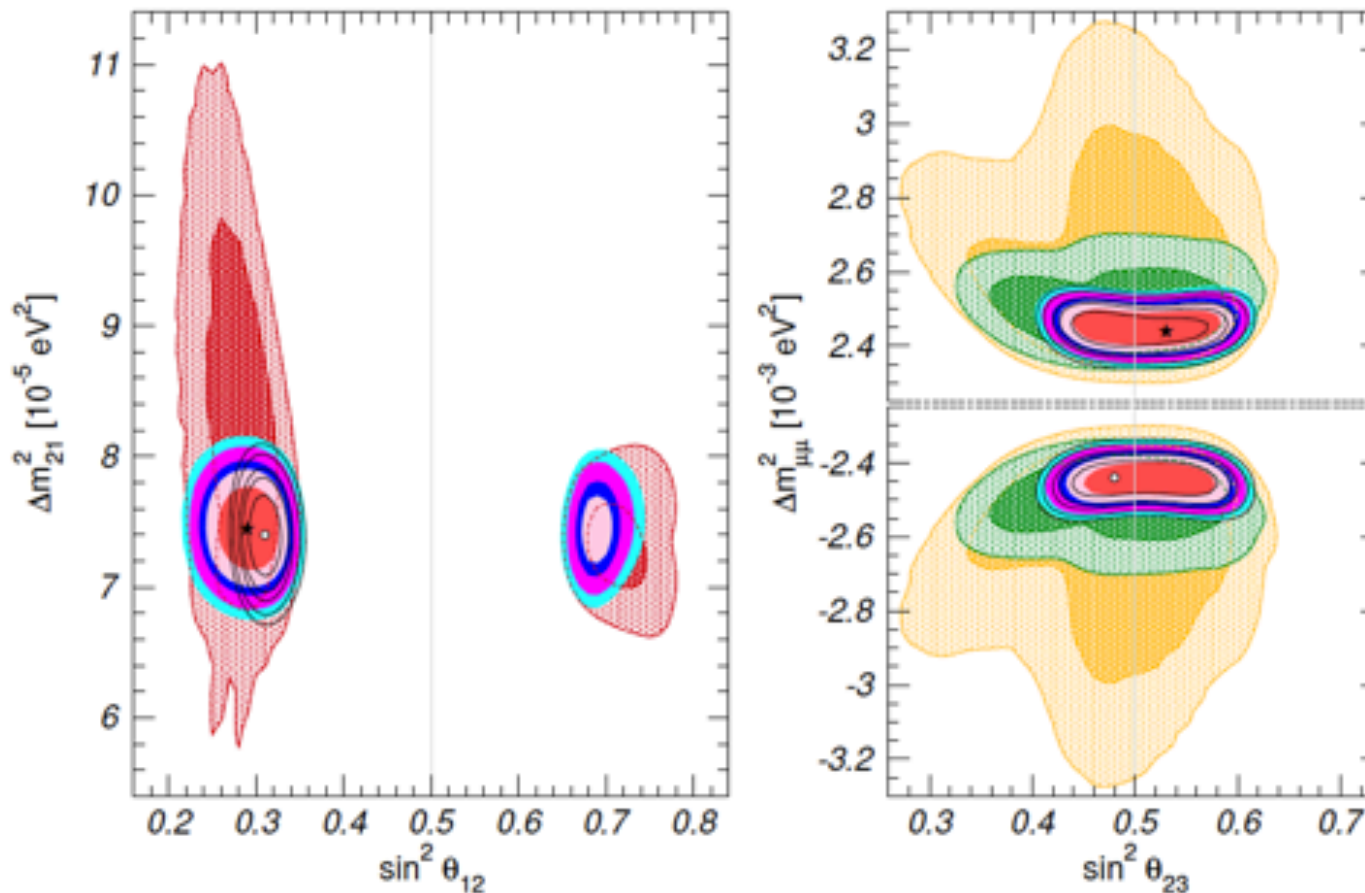


FIG. 1: Recent SNO solar neutrino data [18] on  $P(\nu_e \rightarrow \nu_e)$  (blue line with  $1 \sigma$  band). The LMA MSW solution (dashed black curve with gray  $1 \sigma$  band) appears divergent around a few MeV, whereas for NSI with  $\epsilon_{e\tau} = 0.4$  (thick magenta), the electron neutrino probability appears to fit the data better. The data points come from the recent Borexino paper [19].

[Friedland, Shoemaker 1207.6642]

	OSC		+COHERENT		
	LMA	LMA $\oplus$ LMA-D		LMA	LMA $\oplus$ LMA-D
$\varepsilon_{ee}^u - \varepsilon_{\mu\mu}^u$	[-0.020, +0.456]	$\oplus$ [-1.192, -0.802]	$\varepsilon_{ee}^u$	[-0.008, +0.618]	[-0.008, +0.618]
$\varepsilon_{\tau\tau}^u - \varepsilon_{\mu\mu}^u$	[-0.005, +0.130]	[-0.152, +0.130]	$\varepsilon_{\mu\mu}^u$	[-0.111, +0.402]	[-0.111, +0.402]
$\varepsilon_{e\mu}^u$	[-0.060, +0.049]	[-0.060, +0.067]	$\varepsilon_{\tau\tau}^u$	[-0.110, +0.404]	[-0.110, +0.404]
$\varepsilon_{e\tau}^u$	[-0.292, +0.119]	[-0.292, +0.336]	$\varepsilon_{e\mu}^u$	[-0.060, +0.049]	[-0.060, +0.049]
$\varepsilon_{\mu\tau}^u$	[-0.013, +0.010]	[-0.013, +0.014]	$\varepsilon_{e\tau}^u$	[-0.248, +0.116]	[-0.248, +0.116]
$\varepsilon_{ee}^d - \varepsilon_{\mu\mu}^d$	[-0.027, +0.474]	$\oplus$ [-1.232, -1.111]	$\varepsilon_{\mu\tau}^u$	[-0.012, +0.009]	[-0.012, +0.009]
$\varepsilon_{\tau\tau}^d - \varepsilon_{\mu\mu}^d$	[-0.005, +0.095]	[-0.013, +0.095]	$\varepsilon_{ee}^d$	[-0.012, +0.565]	[-0.012, +0.565]
$\varepsilon_{e\mu}^d$	[-0.061, +0.049]	[-0.061, +0.073]	$\varepsilon_{\mu\mu}^d$	[-0.103, +0.361]	[-0.103, +0.361]
$\varepsilon_{e\tau}^d$	[-0.247, +0.119]	[-0.247, +0.119]	$\varepsilon_{\tau\tau}^d$	[-0.102, +0.361]	[-0.102, +0.361]
$\varepsilon_{\mu\tau}^d$	[-0.012, +0.009]	[-0.012, +0.009]	$\varepsilon_{e\mu}^d$	[-0.058, +0.049]	[-0.058, +0.049]
$\varepsilon_{ee}^p - \varepsilon_{\mu\mu}^p$	[-0.041, +1.312]	$\oplus$ [-3.328, -1.958]	$\varepsilon_{e\tau}^d$	[-0.206, +0.110]	[-0.206, +0.110]
$\varepsilon_{\tau\tau}^p - \varepsilon_{\mu\mu}^p$	[-0.015, +0.426]	[-0.424, +0.426]	$\varepsilon_{\mu\tau}^d$	[-0.011, +0.009]	[-0.011, +0.009]
$\varepsilon_{e\mu}^p$	[-0.178, +0.147]	[-0.178, +0.178]	$\varepsilon_{ee}^p$	[-0.010, +2.039]	[-0.010, +2.039]
$\varepsilon_{e\tau}^p$	[-0.954, +0.356]	[-0.954, +0.949]	$\varepsilon_{\mu\mu}^p$	[-0.364, +1.387]	[-0.364, +1.387]
$\varepsilon_{\mu\tau}^p$	[-0.035, +0.027]	[-0.035, +0.035]	$\varepsilon_{\tau\tau}^p$	[-0.350, +1.400]	[-0.350, +1.400]
			$\varepsilon_{e\mu}^p$	[-0.179, +0.146]	[-0.179, +0.146]
			$\varepsilon_{e\tau}^p$	[-0.860, +0.350]	[-0.860, +0.350]
			$\varepsilon_{\mu\tau}^p$	[-0.035, +0.028]	[-0.035, +0.028]

**Table 1.**  $2\sigma$  allowed ranges for the NSI couplings  $\varepsilon_{\alpha\beta}^u$ ,  $\varepsilon_{\alpha\beta}^d$  and  $\varepsilon_{\alpha\beta}^p$  as obtained from the global analysis of oscillation data (left column) and also including COHERENT constraints. The results are obtained after marginalizing over oscillation and the other matter potential parameters either within the LMA only and within both LMA and LMA-D subspaces respectively (this second case is denoted as LMA  $\oplus$  LMA-D).



**Figure 6.** Two-dimensional projections of the allowed regions onto different vacuum parameters after marginalizing over the matter potential parameters (including  $\eta$ ) and the undisplayed oscillation parameters. The solid colored regions correspond to the global analysis of all oscillation data, and show the  $1\sigma$ , 90%,  $2\sigma$ , 99% and  $3\sigma$  CL allowed regions; the best-fit point is marked with a star. The black void regions correspond to the analysis with the standard matter potential (*i.e.*, without NSI) and its best-fit point is marked with an empty dot. For comparison, in the left panel we show in red the 90% and  $3\sigma$  allowed regions including only solar and KamLAND results, while in the right panels we show in green the 90% and  $3\sigma$  allowed regions excluding solar and KamLAND data, and in yellow the corresponding ones excluding also IceCube and reactor data.

I. Esteban *et al.*, 1805.04530 [hep-ph]

## The Physics Behind NSI – Comments and Concerns

There are two main questions associated to NSI's. They are somewhat entwined.

1. What is the new physics that leads to neutrino NSI? or are there models for new physics that lead to large NSIs? Are these models well motivated? Are they related to some of the big questions in particle physics?
2. Are NSIs constrained by observables that have nothing to do with neutrino physics? Are large NSI effects allowed at all?

Effective Lagrangian:

$$\mathcal{L}^{\text{NSI}} = -2\sqrt{2}G_F\epsilon^{\alpha\beta}(\bar{\nu}_\alpha\gamma_\rho\nu_\beta)(\bar{f}\gamma^\rho f).$$

This is not  $SU(2)_L$  invariant. Let us fix that:

$$\mathcal{L}^{\text{NSI}} = -2\sqrt{2}G_F\epsilon^{\alpha\beta}(\bar{L}_\alpha\gamma_\rho L_\beta)(\bar{f}\gamma^\rho f).$$

where  $L = (\nu, \ell^-)^T$  is the lepton doublet. This is a big problem.

Charged-Lepton flavor violating constraints are really strong (think  $\mu \rightarrow e^+e^-e^+$ ,  $\mu \rightarrow e$ -conversion,  $\tau \rightarrow \mu$ +hadrons, etc), and so are most of the flavor diagonal charged-lepton effects.

There are a couple of ways to circumvent this...

## 1. Dimension-Eight Effective Operator

$$\mathcal{L}^{\text{NSI}} = -2\sqrt{2}G_F\epsilon^{\alpha\beta}(\bar{\nu}_\alpha\gamma_\rho\nu_\beta)(\bar{f}\gamma^\rho f).$$

This is not  $SU(2)_L$  invariant. Let us fix that **in a different way**

$$\mathcal{L}^{\text{NSI}} = -2\sqrt{2}G_F\frac{\epsilon^{\alpha\beta}}{v^2}((HL)_\alpha^\dagger\gamma_\rho(HL)_\beta)(\bar{f}\gamma^\rho f).$$

where  $HL \propto H^+\ell^- - H^0\nu$ . After electroweak symmetry breaking  $H^0 \rightarrow v + h^0$  and we only get new neutrino interactions.

Sadly, it is not that simple. At the one-loop level, the dimension-8 operator will contribute to the dimension-6 operator in the last page, as discussed in detail in [\[Gavela \*et al\*, arXiv:0809.3451 \[hep-ph\]\]](#). One can, however, fine-tune away the charged-lepton effects.

## 2. Light Mediator

(Overview by Y. Farzan and M. Tórtola, arXiv:1710.09360 [hep-ph])

$$\mathcal{L}^{\text{NSI}} = -2\sqrt{2}G_F\epsilon^{\alpha\beta}(\bar{\nu}_\alpha\gamma_\rho\nu_\beta)(\bar{f}\gamma^\rho f).$$

This may turn out to be a good effective theory for neutrino propagation but a bad effective theory for most charged-lepton processes. I.e.

$$\mathcal{L}^{\text{NSI}} = -2\sqrt{2}G_F\epsilon^{\alpha\beta}(\bar{L}_\alpha\gamma_\rho L_\beta)(\bar{f}\gamma^\rho f).$$

might be inappropriate for describing charged-lepton processes if the particle we are integrating out is light (as in lighter than the muon).

Charged-lepton processes are “watered down.” Very roughly

$$\epsilon \rightarrow \epsilon \left( \frac{m_{Z'}}{m_\ell} \right)^2$$

where  $m_{Z'}$  is the mass of the particle mediating the new interaction, and  $m_\ell$  is the mass associated to the charged-lepton process of interest.